

Enchanted April

By: Matthew Barber
 Director: KJ Sanchez
 Ina and Jack Kay Theatre
 The University of Maryland
 School of Theatre, Dance, and Performance Studies

Lighting Design:
 Ariel J. Benjamin

Scenic Design:
 JD Madsen

Asst. Lighting Design:
 Drew Kaufman

Contact Info:
 ariel.j.benjamin@gmail.com
 301-405-6681 (o)
 917-364-5166 (c)

Master Electrician:
 Chris Hall

KEY TO INSTRUMENTATION

- Source 4 50 deg. ERS 750w
- Source 4 19 deg. ERS 750w
- Source 4 36 deg. ERS 750w
- Source 4 10 deg. ERS 750w
- Source 4 26 deg. ERS 750w
- Source 4 05 deg. ERS 750w
- Source 4 PAR NSP 750w
- Source 4 PAR VNSP 750w
- Source 4 PAR WFL 750w
- 8" Fresnel 2000w
- Data Flash Strobe
- ACL PAR 64 600w/28v
- VL1000 TS 1000w
- Mac2000 Performance
- Alman 3-Circ Ground Row 1000w per Circuit
- Alman 3-Circ Sky Cyc 1000w per Circuit

Legend

- Morpheus M-Fader
- Iris
- Template
- Unit #
- Channel #

Notes

1. The Lighting Designer is not responsible for safe installation, rigging, safety precautions or errors in reading this plot.
2. Please have a large quantity of R132 and R119 available for focus in 6.25", 10", and 5" cuts.
3. Please drop all color and pattern prior to focus.
4. Please drop top hats in all FOH S4 ERS and PARS.
5. FOH VL 1000's should be hung as discussed with LD and TD.
6. Please note that ELECTRIC #3 is not drawn in position. ELECTRIC #3 is located on Line Set #17.
7. All Trim Heights are measured from Stage Floor to center of pipe.
8. All Boom/Slot/Proscenium Tower measurements are from Stage Floor to center of the lens of the instrument.
9. Please contact Lighting Designer or assistant with any questions.

Scale: 1/4" = 1'-0"

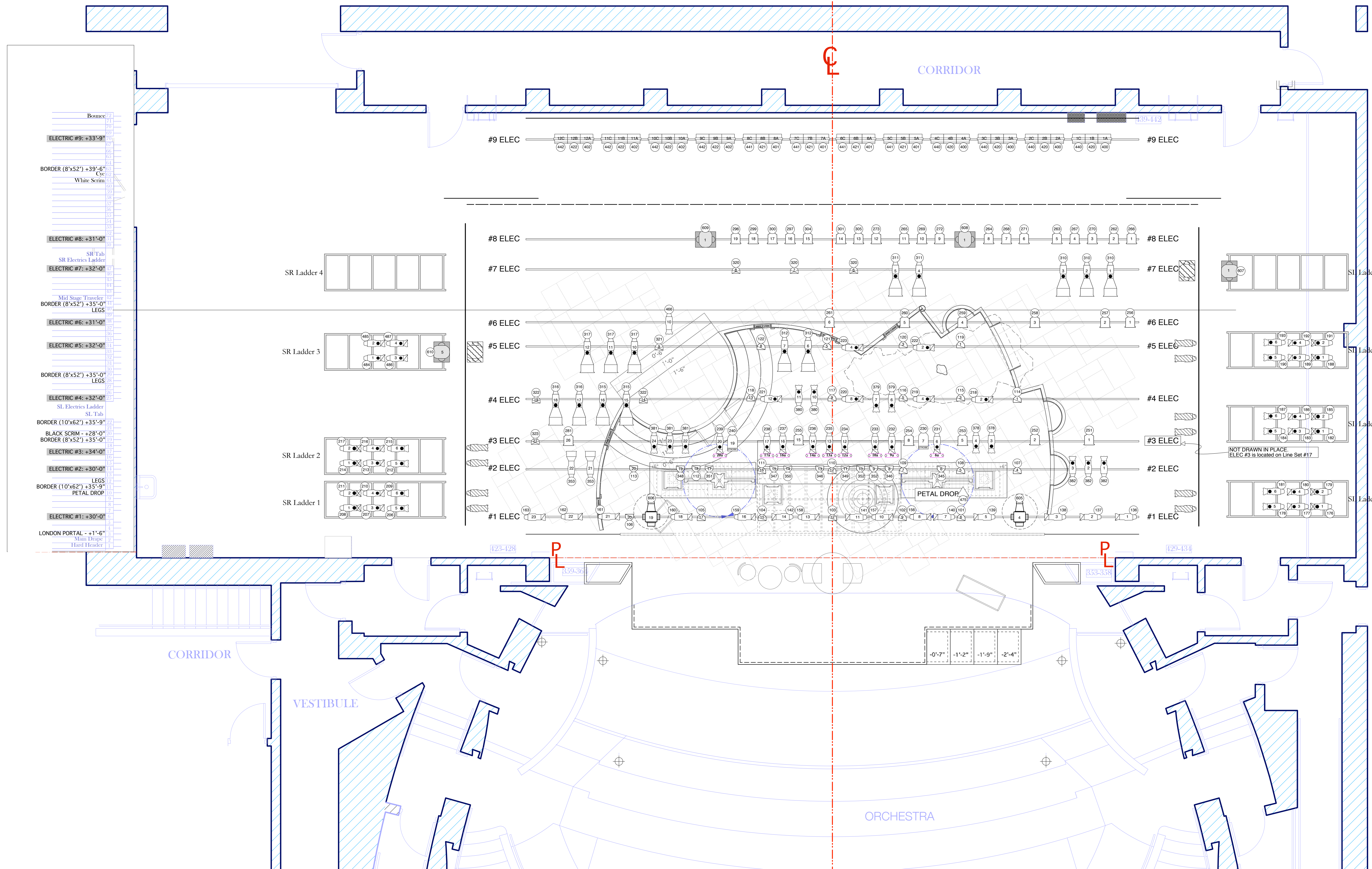
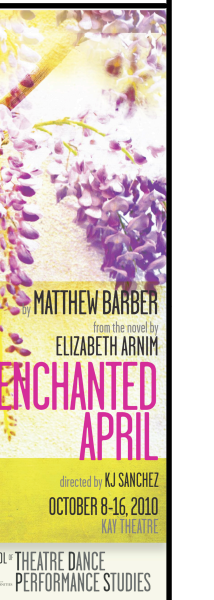
Overhead Lighting Plot

Plate

1 OF 4

Draft By: AJB

Date: 09/07/10



- Bounce
- ELECTRIC #9: +33'-9"
- BORDER (8'x52') +39'-6"
Cyc
White Scrim
- ELECTRIC #8: +31'-0"
- SR Tab
SR Electric Ladder
- ELECTRIC #7: +32'-0"
- SR Ladder 4
- Mid Stage Traveler
- BORDER (8'x52') +35'-0"
LEGS
- ELECTRIC #6: +31'-0"
- SR Ladder 3
- ELECTRIC #5: +32'-0"
- BORDER (8'x52') +35'-0"
LEGS
- ELECTRIC #4: +32'-0"
- SL Electric Ladder
SL Tab
- BORDER (10'x62') +35'-9"
- BLACK SCRIM +28'-0"
- BORDER (8'x52') +35'-0"
- ELECTRIC #3: +34'-0"
- SR Ladder 2
- ELECTRIC #2: +30'-0"
- LEGS
BORDER (10'x62') +33'-9"
PETAL DROP
- SR Ladder 1
- ELECTRIC #1: +30'-0"
- LONDON PORTAL +1'-6"
Main Drape
Hard Header

Enchanted April

By: Matthew Barber
 Director: KJ Sanchez
 Ina and Jack Kay Theatre
 The University of Maryland
 School of Theatre, Dance, and Performance Studies

Lighting Design:
 Ariel J. Benjamin

Scenic Design:
 JD Madsen

Asst. Lighting Design:
 Drew Kaufman

Contact Info:
 ariel.j.benjamin@gmail.com
 301-405-6681 (o)
 917-364-5166 (c)

Master Electrician:
 Chris Hall

KEY TO INSTRUMENTATION

Legend

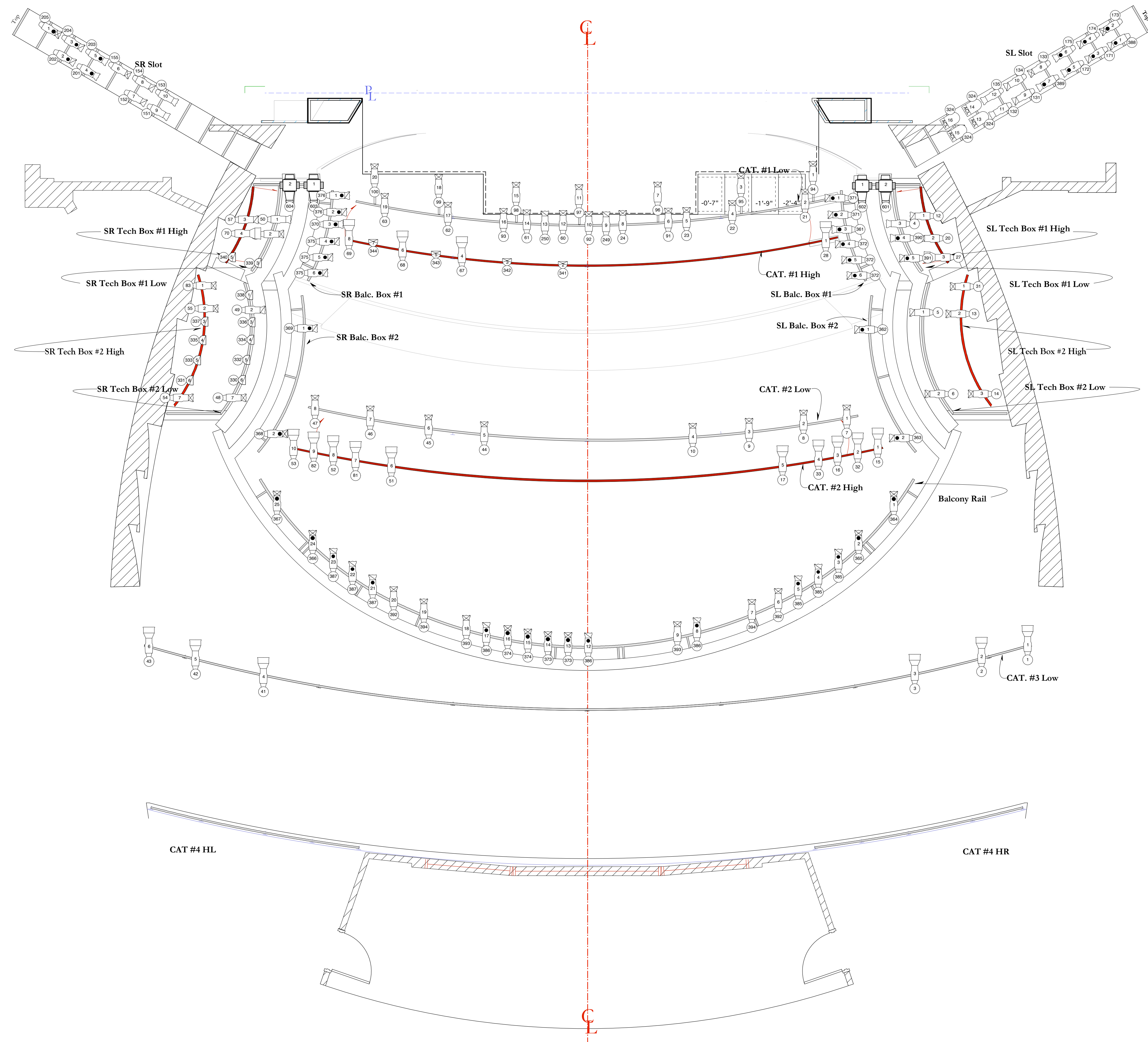
Notes

- The Lighting Designer is not responsible for safe installation, rigging, safety precautions or errors in reading this plot.
- Please have a large quantity of R132 and R119 available for focus in 6.25', 10', and 5' cuts.
- Please drop all color and pattern prior to focus.
- Please drop top hats in all FOH S4 ERS and PARS.
- FOH VL 1000's should be hung as discussed with LD and TD.
- Please note that ELECTRIC #3 is not drawn in position. ELECTIC #3 is located on Line Set #17.
- All Trim Heights are measured from Stage Floor to center of pipe.
- All Boom/Slot/Proscenium Tower measurements are from Stage Floor to center of the lens of the instrument.
- Please contact Lighting Designer or assistant with any questions.

Scale: 1/4" = 1'-0"
Front of House Lighting Plot

Plate **2** OF 3

Draft By: AJB
 Date: 09/07/10



Enchanted April

By: Matthew Barber
 Director: KJ Sanchez
 Ina and Jack Kay Theatre
 The University of Maryland
 School of Theatre, Dance, and Performance Studies

Lighting Design:
 Ariel J. Benjamin

Scenic Design:
 JD Madsen

Asst. Lighting Design:
 Drew Kaufman

Contact Info:
 ariel.j.benjamin@gmail.com
 301-405-6681 (o)
 917-364-5166 (c)

Master Electrician:
 Chris Hall

KEY TO INSTRUMENTATION

- Source 4 50 deg. ERS 750w
- Source 4 19 deg. ERS 750w
- Source 4 36 deg. ERS 750w
- Source 4 10 deg. ERS 750w
- Source 4 26 deg. ERS 750w
- 8" Fresnel 2000w
- Source 4 PAR NSP 750w
- Source 4 PAR VNSP 750w
- Source 4 PAR MFL 750w
- Source 4 PAR WFL 750w
- Data Flash Strobe
- ACL PAR 64 600w/28v
- VL1000 TS 1000w
- Mac2000 Performance
- Alman 3-Circ Ground Row 1000w per Circuit
- Alman 3-Circ Sky Cyc 1000w per Circuit

- ### Legend
- Morpheus M-Fader
 - Template
 - Unit #
 - Channel #

- ### Notes
1. The Lighting Designer is not responsible for safe installation, rigging, safety precautions or errors in reading this plot.
 2. Please have a large quantity of R132 and R119 available for focus in 6.25', 10', and 5' cuts.
 3. Please drop all color and pattern prior to focus.
 4. Please drop top hats in all FOH S4 ERS and PARS.
 5. FOH VL 1000's should be hung as discussed with LD and TD.
 6. Please note that ELECTRIC #3 is not drawn in position. ELECTRIC #3 is located on Line Set #17.
 7. All Trim Heights are measured from Stage Floor to center of pipe.
 8. All Boom/Slot/Proscenium Tower measurements are from Stage Floor to center of the lens of the instrument.
 9. Please contact Lighting Designer or assistant with any questions.

Scale: 1/4" = 1'-0"

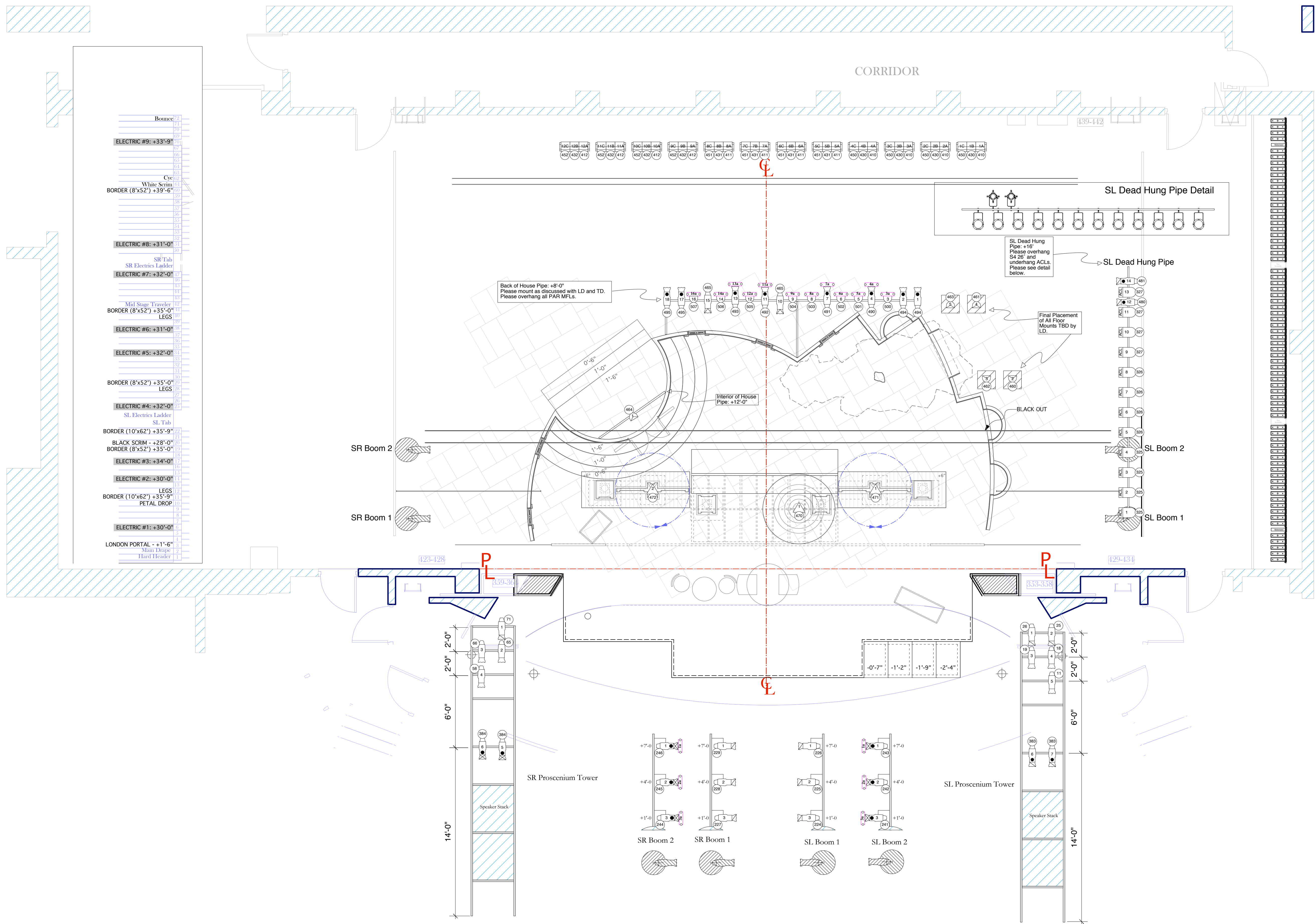
Deck Lighting Plot

Plate

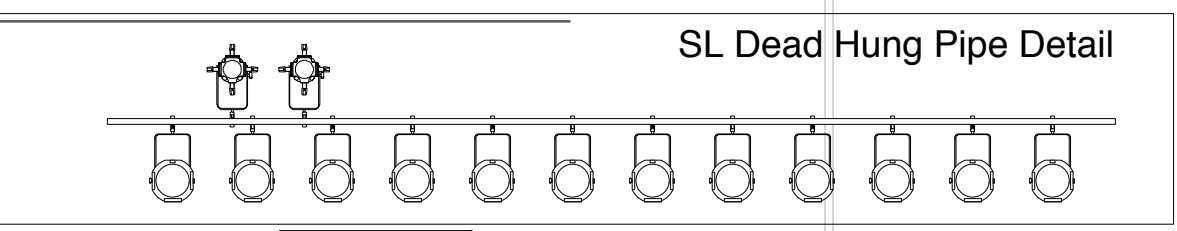
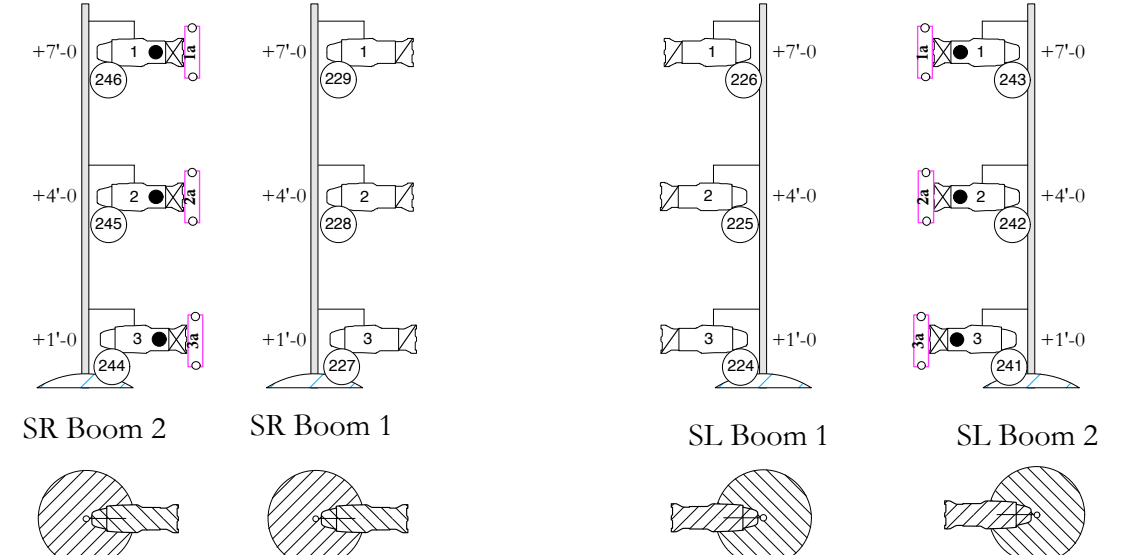
3

OF 3

Draft By: AJB
 Date: 09/07/10



- Bounce
- ELECTRIC #9: +33'-9"
- Cyc
- White Scrim
- BORDER (8'x52') +33'-6"
- ELECTRIC #8: +31'-0"
- SR Tab
- SR Electrics Ladder
- ELECTRIC #7: +32'-0"
- Mid Stage Traveler
- BORDER (8'x52') +35'-0"
- LEGS
- ELECTRIC #6: +31'-0"
- ELECTRIC #5: +32'-0"
- BORDER (8'x52') +35'-0"
- LEGS
- ELECTRIC #4: +32'-0"
- SL Electrics Ladder
- SL Tab
- BORDER (10'x62') +35'-9"
- BLACK SCRIM - +28'-0"
- BORDER (8'x52') +35'-0"
- ELECTRIC #3: +34'-0"
- ELECTRIC #2: +30'-0"
- LEGS
- BORDER (10'x62') +35'-9"
- PETAL DROP
- ELECTRIC #1: +30'-0"
- LONDON PORTAL - +1'-6"
- Mini Drapes
- Hard Header



Back of House Pipe: +8'-0"
 Please mount as discussed with LD and TD.
 Please overhang all PAR MFLs.

SL Dead Hung Pipe: +16'
 Please overhang 4' and underhang 26' and ACLs.
 Please see detail below.

Final Placement of All Floor Mounts TBD by LD.

BLACK OUT

Interior of House Pipe: +12'-0"

Enchanted April

By: Matthew Barber
 Director: KJ Sanchez
 Ina and Jack Kay Theatre
 The University of Maryland
 School of Theatre, Dance, and Performance Studies

Lighting Design:
 Ariel J. Benjamin

Scenic Design:
 JD Madsen

Asst. Lighting Design:
 Drew Kaufman

Contact Info:
 ariel.j.benjamin@gmail.com
 301-405-6681 (o)
 917-364-5166 (c)

Master Electrician:
 Chris Hall

KEY TO INSTRUMENTATION

- Source 4 50 deg. ERS 750w
- Source 4 19 deg. ERS 750w
- Source 4 36 deg. ERS 750w
- Source 4 10 deg. ERS 750w
- Source 4 26 deg. ERS 750w
- Source 4 05 deg. ERS 750w
- Source 4 PAR NSP 750w
- Source 4 PAR VNSP 750w
- Source 4 PAR WFL 750w
- 8" Fresnel 2000w
- Data Flash Strobe
- ACL PAR 64 600w/28v
- VL1000 TS 1000w
- Mac 2000 Performance
- Altman 3-Circ Ground Row 1000w per Circuit
- Altman 3-Circ Sky Cyc 1000w per Circuit

Legend

- Morpheus M-Fader
- Template
- Unit #
- Channel #

Notes

1. The Lighting Designer is not responsible for safe installation, rigging, safety precautions or errors in reading this plot.
2. Please have a large quantity of R132 and R119 available for focus in 6.25", 10", and 5" cuts.
3. Please drop all color and pattern prior to focus.
4. Please drop top hats in all FOH S4 ERS and PARS.
5. FOH VL 1000's should be hung as discussed with LD and TD.
6. Please note that ELECTRIC #3 is not drawn in position. ELECTIC #3 is located on Line Set #17
7. All Trim Heights are measured from Stage Floor to center of pipe.
8. All Boom/Slot/Proscenium Tower measurements are from Stage Floor to center of the lens of the instrument.
9. Please contact Lighting Designer or assistant with any questions.

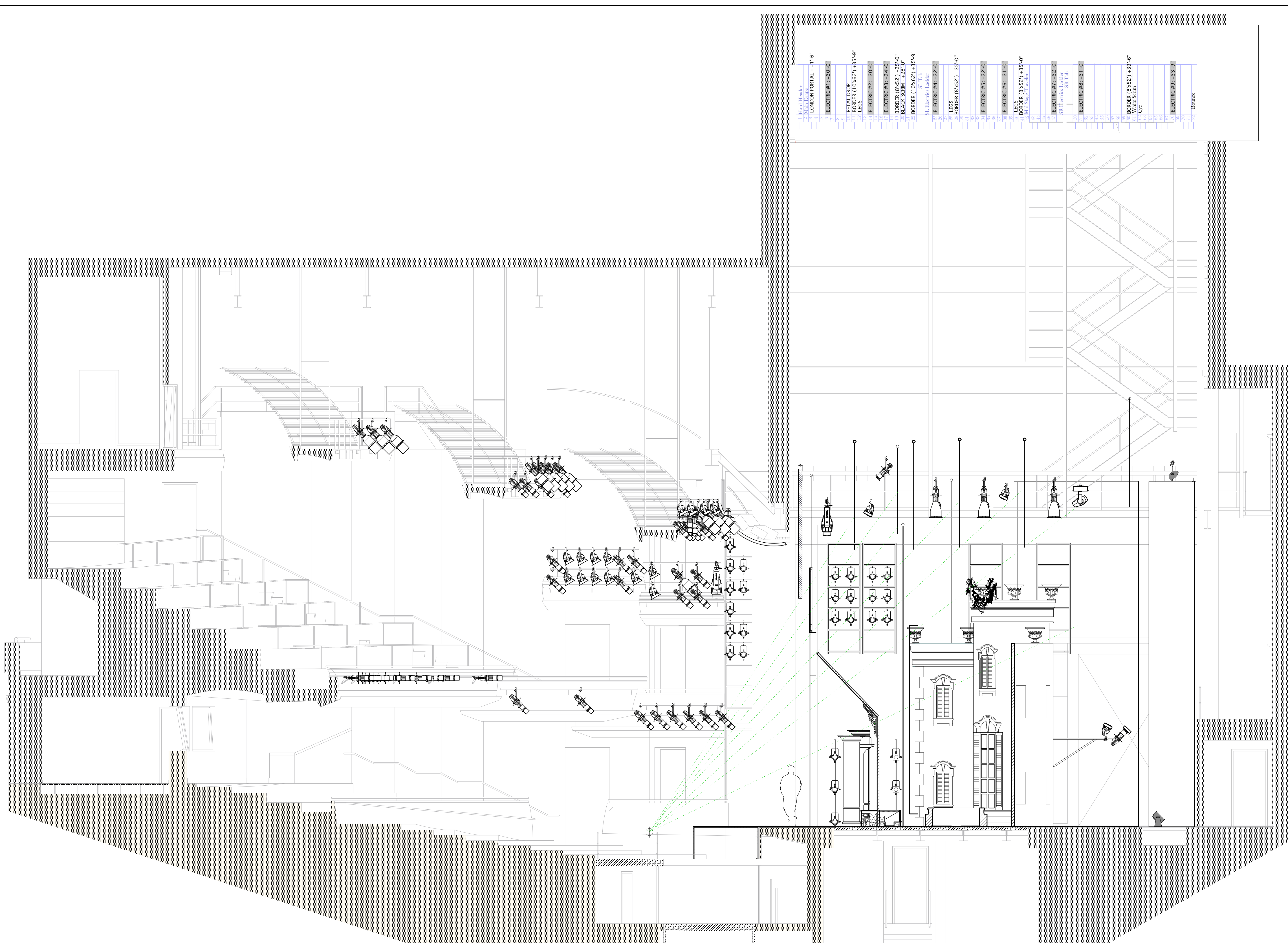
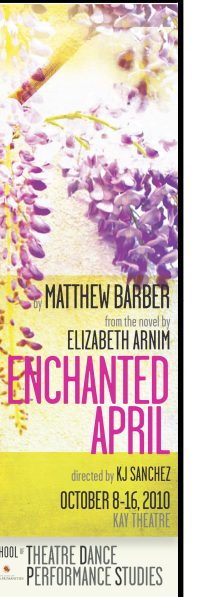
Scale: 1/4" = 1'-0"

Lighting Section

Plate

4 OF 4

Draft By: AJB
 Date: 09/07/10



Line Header	LONDON PORTAL - 1'-6"
ELECTRIC #1	30'-0"
PETAL DROP	35'-9"
LEG	35'-9"
ELECTRIC #2	30'-0"
ELECTRIC #3	34'-0"
BORDER (8'x52')	+35'-0"
BACK SCAM - 16'-0"	
BORDER (10'x62')	+35'-9"
SL Tab	
SL Distance	
ELECTRIC #4	32'-0"
LEG	35'-0"
BORDER (8'x52')	+35'-0"
ELECTRIC #5	32'-0"
LEG	31'-0"
BORDER (8'x52')	+35'-0"
LEG	31'-0"
Alt Stage - 1'over	
ELECTRIC #7	32'-0"
NR Elevator Ladder	
SL Tab	
ELECTRIC #8	31'-0"
BORDER (8'x52')	+39'-6"
White Scrim	
Cyc	
ELECTRIC #9	33'-0"
Backstage	