



G7 Citizens Critical of Putin's Impact on Russian Democracy: BBC Poll

A majority of G7 citizens regard President Putin as a "negative influence on democracy and human rights in Russia," according to a BBC World Service poll.

Fifty-six percent of respondents from Canada, France, Germany, Italy, Japan, UK, and USA (the G7 nations) believe he has been a negative influence on democracy and human rights in Russia, while 26 percent regard his role as positive in this area.

Forty-seven percent of G7 citizens are also negative about Putin's influence "on peace and security in the world" with 38 percent regarding him positively on the issue.

However the President gets a favourable rating from G7 citizens on Russia's overall relations with other countries. Forty-five percent say his influence has been positive while 40 percent say he has been a negative influence.

G7 citizens are divided on Putin's influence "on the quality of life in Russia" (44% negative – 39% positive) and "on Russia's reliability as a supplier of energy" (41% negative – 37% positive).

Asked to rate Russia's overall role in the world, 44 percent of G7 citizens say it is mainly negative while 30 percent say mainly positive.

The G7 results contrast starkly with the views in many other of the 31 countries polled. For instance, urban Chinese citizens give President Putin strongly positive ratings of between 76 percent (on the issue of quality of life in Russia) and 60 percent (on whether Russia is a reliable energy supplier).

As his eight year presidency ends in May 2008, those polled around the world are divided on whether they consider Russia to have a positive role in the world.

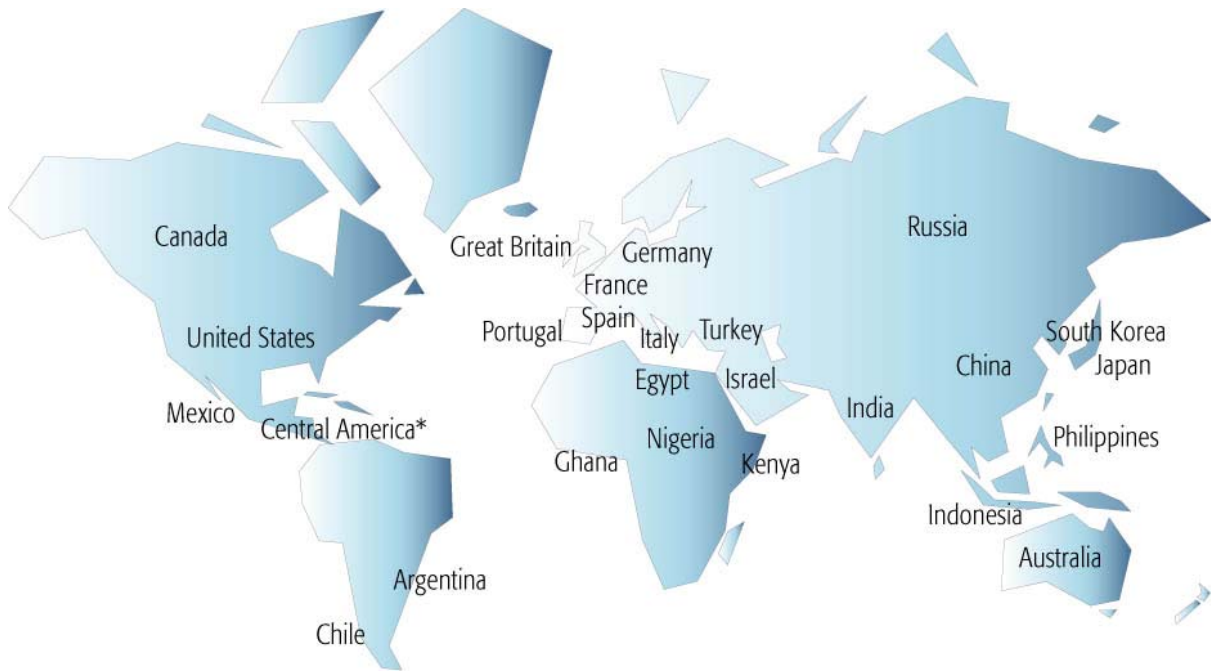
Most positive on Russia's role are Egyptians (78% positive) and the Chinese (69%). Most negative are Germans (56% negative), Italians (53%), and Israelis (53%).

In Russia itself, large majorities approve of Putin's performance on most counts. Eighty-six percent see Putin's leadership on Russia's foreign relations as positive; 77 percent are positive on Russia's quality of life; 76 percent on world peace and security; 72 percent on Russia's energy role; and 64 percent on democracy in Russia.

The results are drawn from a survey of almost 16,000 adult citizens across the 31 countries regularly polled for the BBC World Service by the international polling firm GlobeScan together with the Program on International Policy Attitudes (PIPA) at the University of Maryland. GlobeScan coordinated fieldwork between October 31, 2007 and January 25, 2008. Apart from Russia, no countries from the former Soviet Union or Eastern Europe were included.

GlobeScan President Doug Miller says, "President Putin gets poor marks for his impact on democracy and human rights in Russia, but overall many people around the world think he has been good for Russia."

Participating Countries



*Costa Rica, El Salvador, Guatemala, Honduras, Nicaragua, and Panama

Note: In Chile, China, Egypt, Indonesia, the Philippines, Portugal, Turkey, and the countries of Central America urban samples were used. Please see page 13 for details.

Highlights of the Overall Results

All respondents were asked to give a view on whether they regarded Putin's leadership as positive or negative on the issues of a) the quality of life in Russia; b) democracy and human rights in Russia; c) Russia's overall relations with other countries; d) Russia's reliability as a supplier of energy to other countries; and e) peace and security in the world.

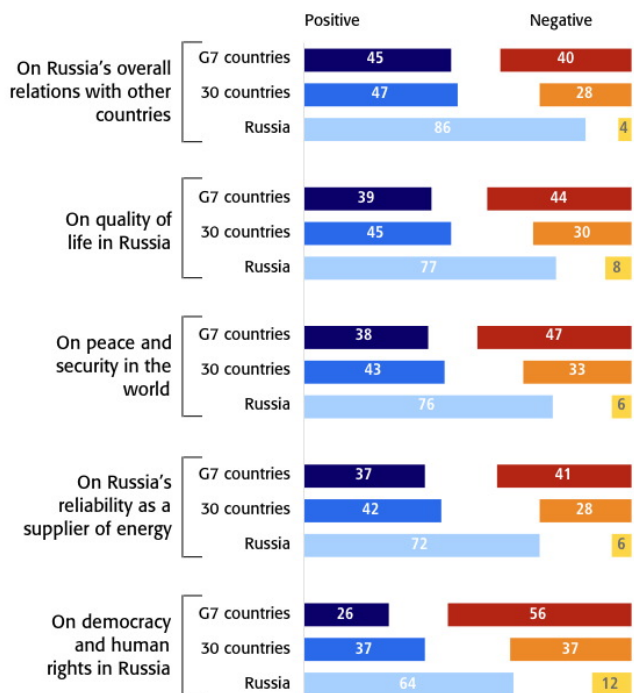
Across the 30 countries polled outside of Russia, an overall average of 47 percent rate the President's leadership positively on "Russia's overall relations with other countries," while 28 percent rate it negatively.

A 30-country average of 45 percent believe his leadership has been mainly positive on "the quality of life in Russia," while 30 percent think he has been a negative influence on this.

Opinion across the countries polled is

Influence of President Putin's Leadership

December 2007



The white space in this chart represents "DK/NA."

Note: Asked to half of sample in each country

Base: Representative sample of 16,000 adults in 31 countries

equally divided on his contribution to “democracy and human rights in Russia” with 37 percent regarding his leadership as positive and 37 percent regarding his role as negative.

When asked about his influence on Russia’s reliability as a supplier of energy to other countries, Putin is regarded positively by 42 percent of global respondents while 28 percent see him negatively on this issue.

On the issue of world peace and security, 43 percent regard his leadership as positive, however a third of those polled (33%) view his contribution negatively.

The poll also asked whether respondents were positive or negative on Russia’s influence in the world.

Views of Russia are more divided than for Mr. Putin. An overall average of 35 percent across the 30 countries polled outside of Russia rate the country as “having a mainly positive role in the world” while another 35 percent say it is having a mainly negative role.

Over the past year, views of Russia have improved in 14 of 23 countries for which tracking is available, and have remained stable in eight of the other tracking countries (India is the exception, where views have declined).

Regional Views of Putin

In **Asia and the Pacific** (Australia, China, India, Indonesia, Japan, the Philippines and South Korea), on average across the five areas, 48 percent gave Putin an overall positive. The largest positive majorities were in China and South Korea; 60-76 percent of Chinese gave Putin positive ratings across all five areas, as did 55-75 percent of South Koreans.

A majority of respondents in Japan (51%) said Putin’s leadership had been negative for world peace and security and significant numbers rated most other areas negatively. On the question of democracy and human rights, Japan and Australia both had many giving negative ratings (48% and 47% respectively), and the Philippines was divided.

In the three **African countries** polled—Ghana, Kenya, and Nigeria—on average a modest majority, 53 percent, gave Putin an overall positive rating across all five areas. Majorities expressing approval were limited to Kenya, where 62-68 percent were positive on all five areas, and Nigeria, where majorities of 52-60 percent were positive. Ghana leaned positive (33-39% across all questions), but almost half of Ghanaians did not provide answers.

In the **Middle East**, the three countries polled (Egypt, Israel, and Turkey) all had quite distinct reactions. Egypt was the most supportive in the entire poll, with 80-84 percent rating Putin’s leadership positively in all five areas. Turks did not coalesce around any majority view: while most (49%) felt Putin has been positive for Russia’s quality of life, a much narrower number (41% to 36%) thought he has been positive for democracy. Turks were divided about Putin’s leadership on foreign relations, security, and Russia as an energy supplier. In Israel, many were negative on Putin’s performance in all areas except Russia’s quality of life, where a modest number (43%) was supportive.

In **Western Europe**, the six countries polled (France, Germany, Italy, Portugal, Spain, and the UK) were more negative than positive, with an average 45 percent giving Putin an overall negative rating across the five areas, and a 57 percent majority rejecting his performance on democracy and human rights. Spain was the most negative, with majorities rating Putin negatively on democracy (64%), quality of life (60%), and peace and security (53%). Italy was most inclined to be somewhat positive, with 54 percent approving Putin’s leadership on Russia’s foreign relations, and was positive overall about security and Russia’s energy role. Interestingly—given current tensions between Britain and Russia—Britons’ views were very

nuanced, with 45 percent being negative about democracy and human rights, narrow margins approving Putin on foreign relations and Russia's energy supplier role, and a divided response on Russia's quality of life.

In **North America**, Canadians were positive on quality of life (45%) and Russia's foreign relations (46%), negative on democracy (50%) and security (44%) and divided on Russia's energy role. While the United States was more negative than Canada overall, there were negative majorities on only three out of five questions: democracy (62%), quality of life (59%), and security (57%). On Russia's energy role, 44 percent rated it negatively, and on foreign relations Americans were nearly divided (47% negative, 43% positive).

Latin Americans (Argentines, Chileans, Mexicans, and Central Americans, who were sampled as a six-country group) leaned very mildly positive toward Putin--but with just an average score of 33 percent positive across all five areas. In most Latin American countries large numbers of respondents declined to reply. Mexico was a clear exception to this, however. A majority there (56%) rejected Putin's performance on democracy, and Mexicans were divided on Russia's quality of life. However, Mexican majorities were positive on Putin's performance on Russia's foreign relations (57%), its energy role (52%), and world security (63%).

In total 15,957 citizens in Argentina, Australia, Canada, Chile, China, Costa Rica, Egypt, El Salvador, France, Ghana, Germany, Great Britain, Guatemala, Honduras, India, Indonesia, Israel, Italy, Japan, Kenya, Mexico, Nicaragua, Nigeria, Panama, the Philippines, Portugal, Russia, South Korea, Spain, Turkey, and the United States were interviewed face-to-face or by telephone between October 31, 2007 and January 25, 2008. Polling was conducted for the BBC World Service by the international polling firm GlobeScan and its research partners in each country. In 13 of the 31 countries, the sample was limited to major urban areas. Given that country ratings were given by half-samples of about 500 per country, the margin of error per country ranges from +/-3.4 to 4.6 percent.

For more details, please see the Methodology section or visit www.globescan.com or www.worldpublicopinion.org.

For media interviews with the participating pollsters, please contact:

Doug Miller, President
GlobeScan Incorporated, London
+44 20 7253 1425
(Mobile: +44 78 999 77 000)
Doug.Miller@GlobeScan.com

Steven Kull, Director
Program on International Policy Attitudes, Washington
+1 202 232 7500
(Mobile: +1 301 254 7500)
Skull@pipa.org

GlobeScan Incorporated is a global public opinion and stakeholder research consultancy with offices in Toronto, London, and Washington. GlobeScan conducts custom research and annual tracking studies on global issues. With a research network spanning 50+ countries, GlobeScan works with global companies, multilateral agencies, national governments, and non-government organizations to deliver research-based insights for successful strategies.

The Program on International Policy Attitudes (PIPA) is a joint program of the Center on Policy Attitudes and the Center for International and Security Studies at the University of Maryland. PIPA undertakes research on attitudes in publics around the world on a variety of international issues and publishes the website/webzine WorldPublicOpinion.org.

The BBC exists to enrich people's lives with great programmes and services on television, radio and online that inform, educate and entertain. Its vision is to be the most creative, trusted organization in the world. BBC reporters and correspondents at home and abroad can be called on for expert coverage across a huge range of subject areas. With over sixty foreign bureaux, the BBC has the largest newsgathering operation in the world. BBC World Service provides international news, analysis and information in English and 32 other languages.

Questionnaire

Country Ratings

I would now like to ask your impressions of some specific countries and organizations.

ASK TO FORM B (50% OF SAMPLE) ONLY

M4B. Please tell me if you think each of the following are having a mainly positive or mainly negative influence in the world:

bt) Russia

- 01 Mainly positive
- 02 Mainly negative

VOLUNTEERED (DO NOT READ)

- 03 Depends
- 04 Neither, neutral
- 99 DK/NA

Views of Putin

ASK TO FORM B (50% OF SAMPLE) ONLY

M5B. As you may know Vladimir Putin has been President of the Russian Federation since March 2000. On balance, do you think President Putin's leadership has been mostly positive or mostly negative for each of the following. READ AND ROTATE

a) The quality of life in Russia

- 01 Very positive
- 02 Somewhat positive
- 03 Somewhat negative
- 04 Very negative

VOLUNTEERED (DO NOT READ)

99 DK/NA

b) Democracy and human rights in Russia

c) Russia's overall relations with other countries

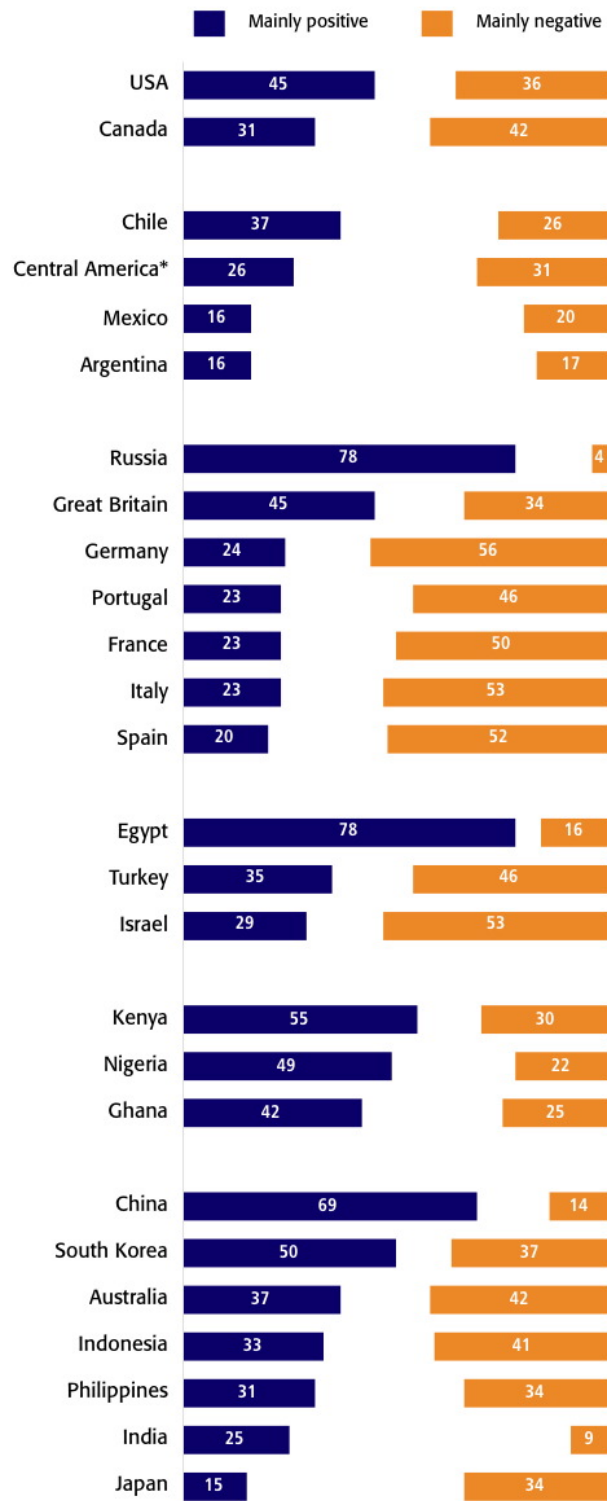
d) Russia's reliability as a supplier of energy to other countries

e) Peace and security in the world

Country-by-Country Results

Influence of Russia on the World

By Country, December 2007



The white space in this chart represents "depends," "neither, neutral," and "DK/NA."

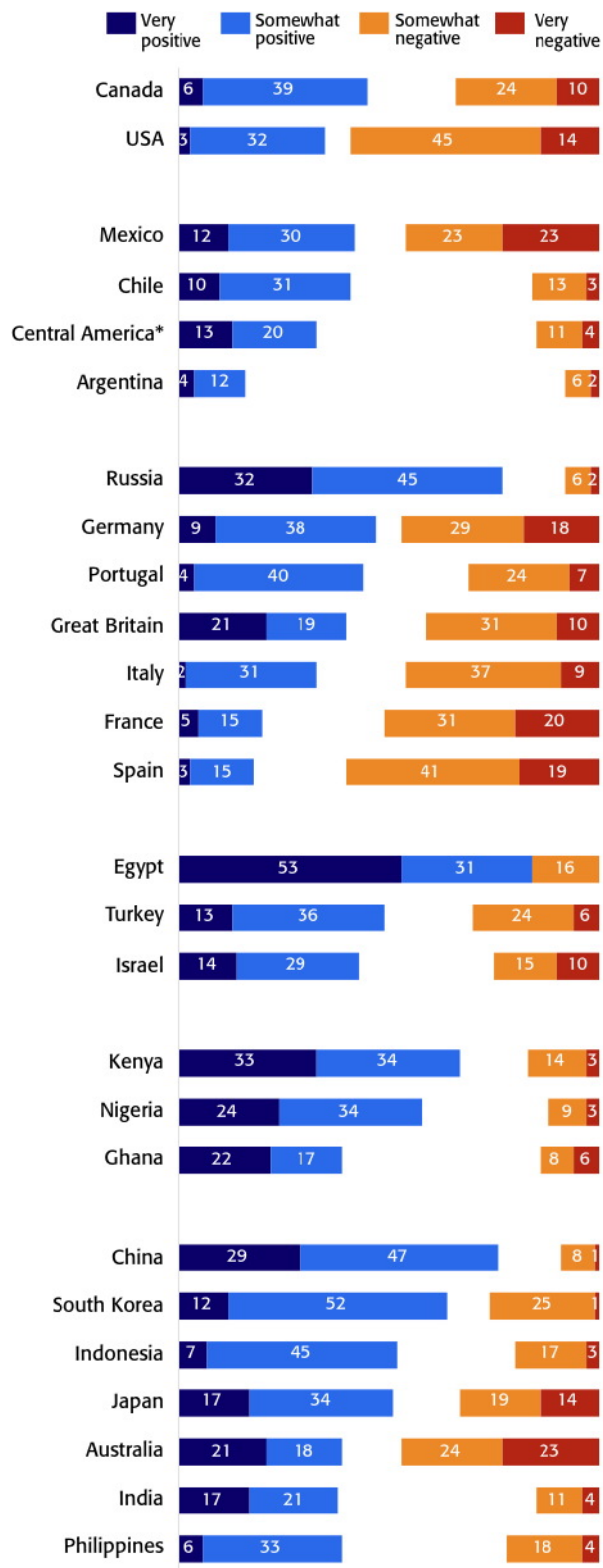
Note: Asked to half of sample in each country

Base: Representative sample of 16,000 adults in 31 countries

*Costa Rica, El Salvador, Guatemala, Honduras, Nicaragua, Panama

Influence of President Putin's Leadership on the Quality of Life in Russia

By Country, December 2007



The white space in this chart represents "DK/NA."

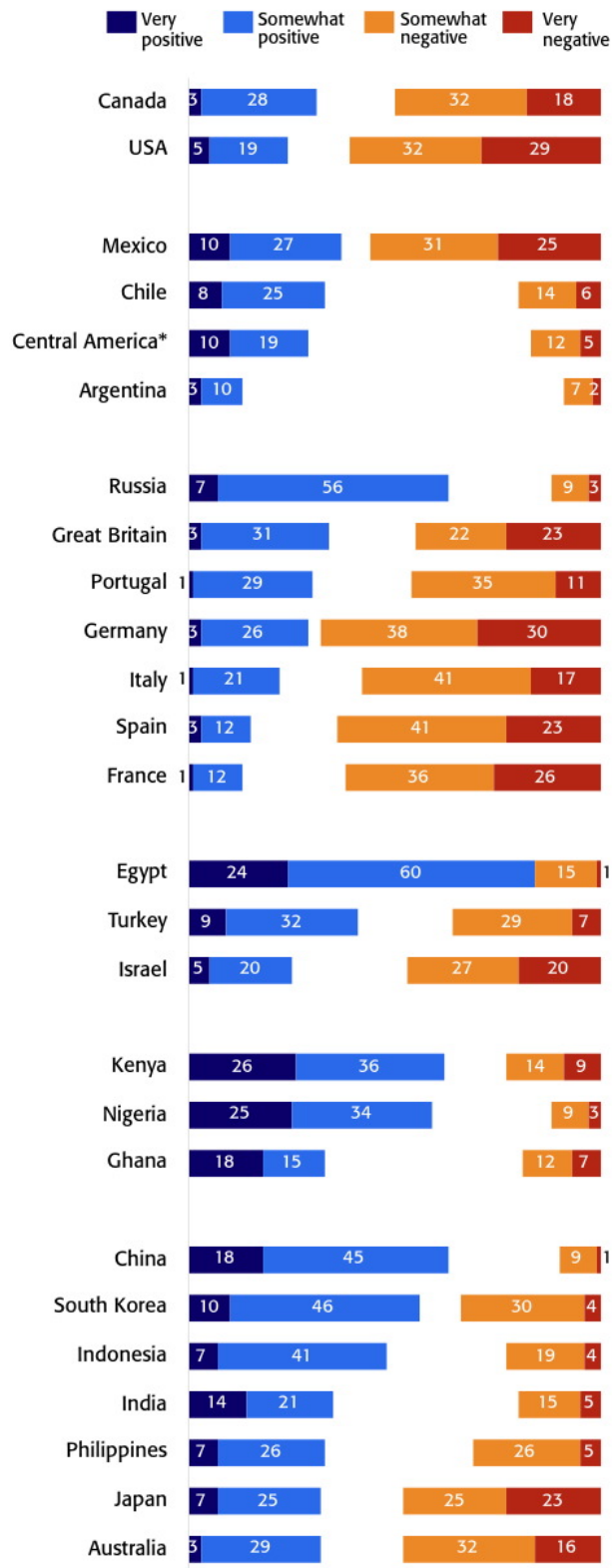
Note: Asked to half of sample in each country

Base: Representative sample of 16,000 adults in 31 countries

*Costa Rica, El Salvador, Guatemala, Honduras, Nicaragua, Panama

Influence of President Putin's Leadership on Democracy and Human Rights in Russia

By Country, December 2007



The white space in this chart represents "DK/NA."

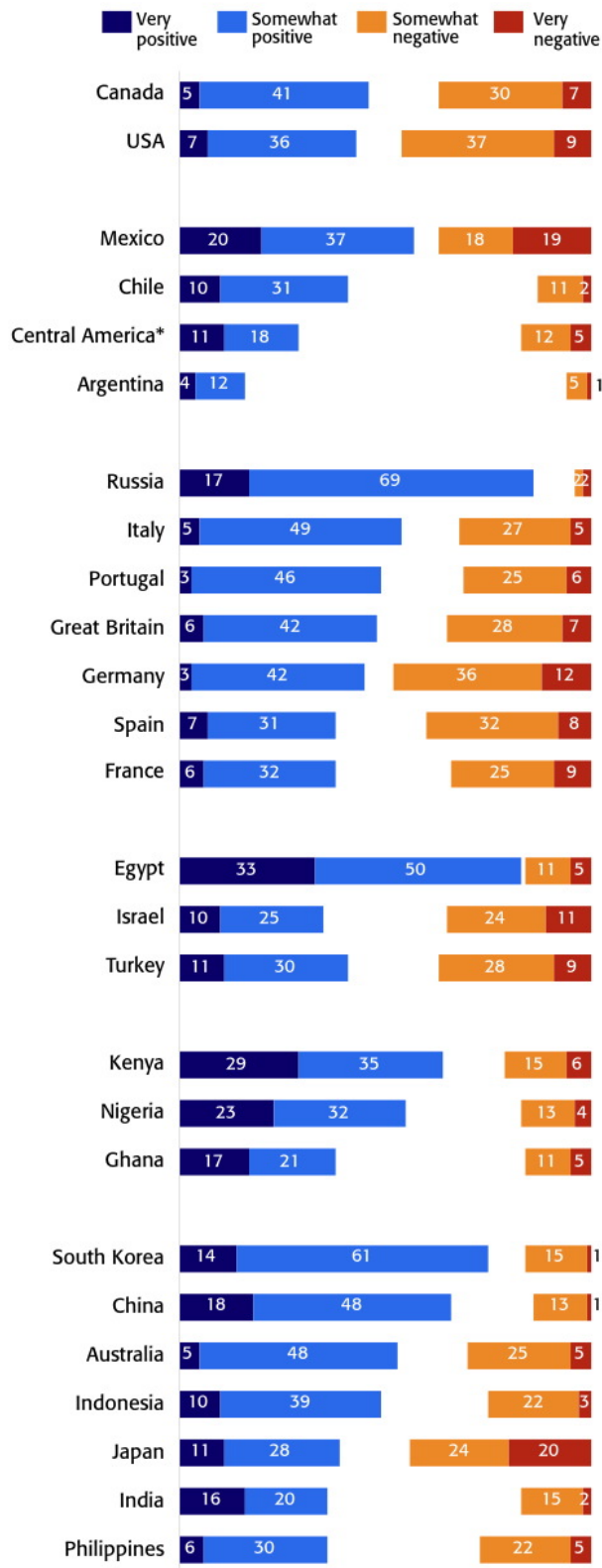
Note: Asked to half of sample in each country

Base: Representative sample of 16,000 adults in 31 countries

*Costa Rica, El Salvador, Guatemala, Honduras, Nicaragua, Panama

Influence of President Putin's Leadership on Russia's Overall Relations with Other Countries

By Country, December 2007



The white space in this chart represents "DK/NA."

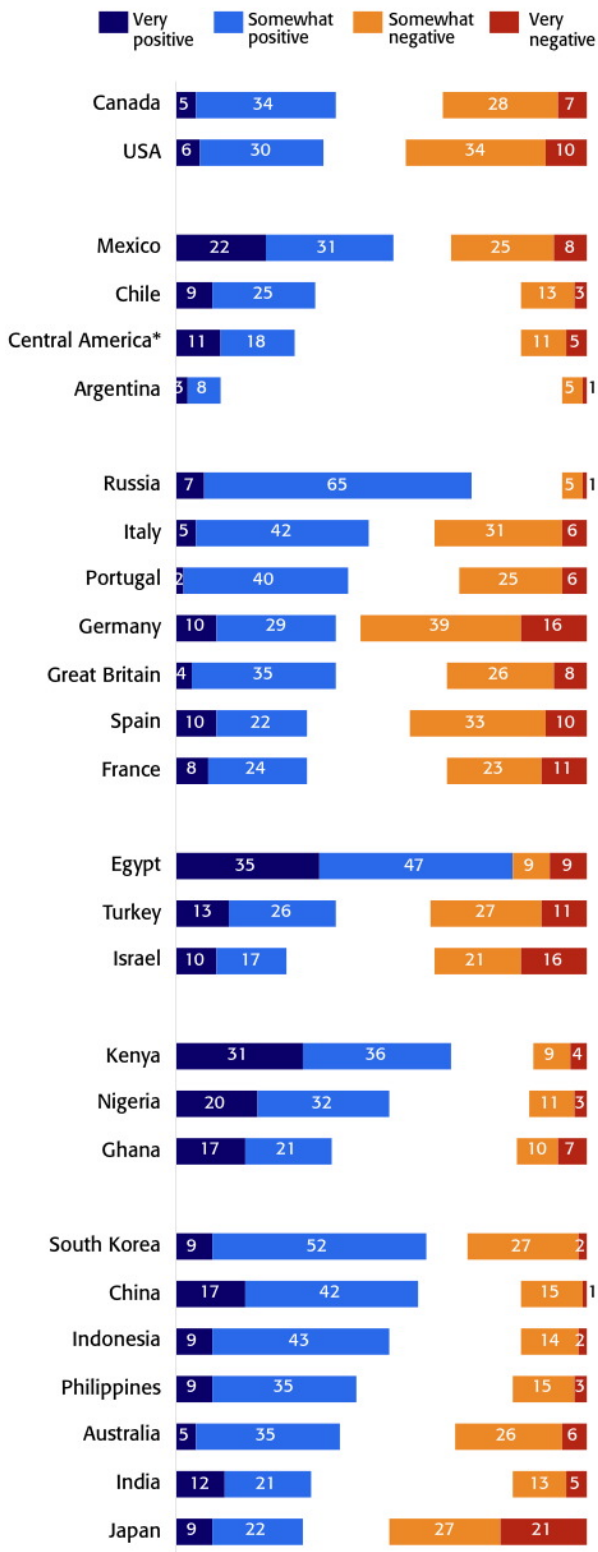
Note: Asked to half of sample in each country

Base: Representative sample of 16,000 adults in 31 countries

*Costa Rica, El Salvador, Guatemala, Honduras, Nicaragua, Panama

Influence of President Putin's Leadership on Russia's Reliability as a Supplier of Energy to Other Countries

By Country, December 2007



The white space in this chart represents "DK/NA."

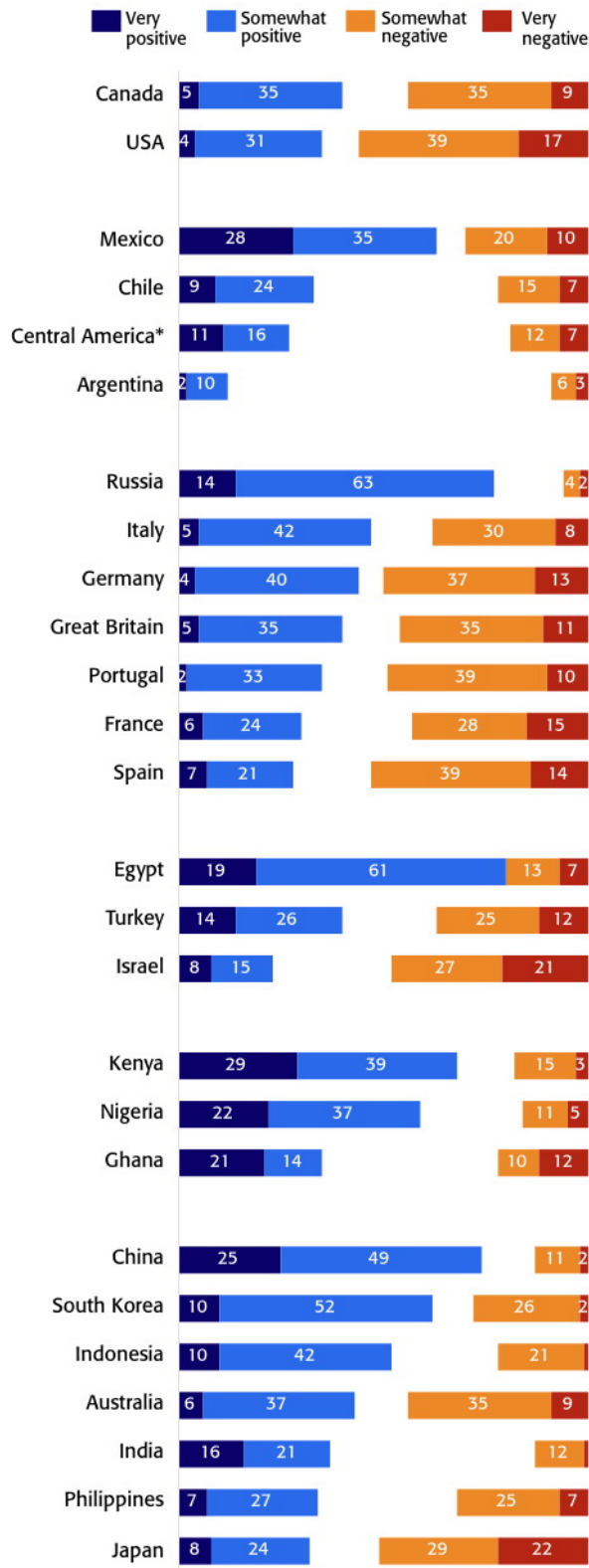
Note: Asked to half of sample in each country

Base: Representative sample of 16,000 adults in 31 countries

*Costa Rica, El Salvador, Guatemala, Honduras, Nicaragua, Panama

Influence of President Putin's Leadership on Peace and Security in the World

By Country, December 2007



The white space in this chart represents "DK/NA."

Note: Asked to half of sample in each country

Base: Representative sample of 16,000 adults in 31 countries

*Costa Rica, El Salvador, Guatemala, Honduras, Nicaragua, Panama

Methodology

Country	Sample size (unweighted)	Field dates	Sample frame	Survey methodology	Type of sample
Argentina	1,010	Nov 22 – Dec 04, 2007	18+	Face-to-face	National
Australia	1,000	Nov 28 – Dec 27, 2007	18+	Telephone	National
Canada	1,000	Nov 23 – Dec 22, 2007	18+	Telephone	National
Chile	1,000	Oct 31 – Nov 18, 2007	18+	Face-to-face	Urban ¹
China	1,000	Dec 06 – Dec 25, 2007	18+	Telephone	Urban ²
Costa Rica	1,017	Dec 01 – Dec 13, 2007	18+	Face-to-face	Urban ³
Egypt	1,001	Nov 25 – Dec 07, 2007	18+	Face-to-face	Urban ⁴
El Salvador	1,013	Dec 01 – Dec 04, 2007	18+	Face-to-face	Urban ⁵
France	1,009	Dec 11 – Dec 19, 2007	15+	Telephone	National
Germany	1,007	Dec 12 – Dec 23, 2007	16-70	Telephone	National
Ghana	1,000	Dec 15 – Dec 26, 2007	18+	Face-to-face	National
Great Britain	1,000	Dec 04 – Jan 17, 2008	18+	Telephone	National
Guatemala	1,020	Dec 01 – Dec 12, 2007	18+	Face-to-face	Urban ⁶
Honduras	1,004	Dec 01 – Dec 11, 2007	18+	Face-to-face	Urban ⁷
India	1,103	Jan 18 – Jan 25, 2008	18+	Face-to-face	National
Indonesia	1,000	Dec 03 – Dec 20, 2007	17+	Face-to-face	Urban ⁸
Israel	511	Dec 10 – Dec 30, 2007	18+	Telephone	National
Italy	1,012	Dec 03 – Dec 06, 2007	18+	Telephone	National
Japan	1,773	Dec 08 – Dec 09, 2007	20+	Face-to-face	National
Kenya	1,000	Dec 13 – Dec 20, 2007	18-70	Face-to-face	National
Mexico	1,000	Nov 05 – Dec 30, 2007	18+	Face-to-face	National
Nicaragua	1,004	Dec 01 – Dec 10, 2007	18+	Face-to-face	Urban ⁹
Nigeria	1,000	Dec 01 – Dec 18, 2007	18+	Face-to-face	National
Panama	1,003	Dec 14 – Dec 17, 2007	18+	Face-to-face	Urban ¹⁰
Philippines	1,000	Nov 28 – Dec 13, 2007	18+	Face-to-face	Urban ¹¹
Portugal	1,003	Dec 04 – Jan 07, 2008	17+	Telephone	Urban ¹²
Russia	1,005	Nov 22 – Dec 07, 2007	18+	Face-to-face	National
South Korea	1,031	Dec 06 – Dec 20, 2007	18+	Face-to-face	National
Spain	1,002	Nov 30 – Dec 10, 2007	18+	Telephone	National
Turkey	1,000	Dec 10 – Dec 31, 2007	15+	Face-to-face	Urban ¹³
USA	1,000	Dec 04 – Jan 11, 2008	18+	Telephone	National

¹In Chile the survey was conducted in Antofagasta, Arica, Calama, Chiguayante, Chillán, Concepción, Copiapó, Coquimbo, Coronel, Curicó, Gran Santiago (includes San Bernardo and Puente Alto), Iquique, La Serena, Linares, Los Angeles, Lota, Osorno, Ovalle, Puerto Montt, Quillota, Quilpué, Rancagua, San Antonio, Talca, Talcahuano, Temuco, Valdivia, Valparaíso, Villa Alemana, and Viña, representing 74% of the total national adult population.

²In China the survey was conducted in Beijing, Beiliu, Chengdu, Dujiangyan, Feyang, Fuyang, Guangzhou, Hangzhou, Manzhouli, Quanzhou, Qijiang, Shanghai, Shenyang, Shuangcheng, Wuhan, Xi'an, Xining, and Zhengzhou, representing 43% of the total national adult population.

³In Costa Rica the survey was conducted in $n=36$ cities/towns, representing 20% of the total national adult population.

⁴In Egypt the survey was conducted in urban areas of Cairo, Giza, Shobra Al Khema, and Alexandria representing 21% of the total national adult population.

⁵In El Salvador the survey was conducted in $n=26$ cities/towns, representing 30% of the total national adult population.

⁶In Guatemala the survey was conducted in $n=13$ cities/towns, representing 21% of the total national adult population.

⁷In Honduras the survey was conducted in $n=15$ cities/towns, representing 33% of the total adult population.

⁸In Indonesia the survey was conducted in Bandung, Jakarta, Medan, Semarang, and Surabaya, representing 5% of the total national adult population.

⁹In Nicaragua the survey was conducted in $n=12$ cities/towns, representing 28% of the total national adult population.

¹⁰In Panama the survey was conducted in $n=52$ cities/towns, representing 41% of total urban adult population.

¹¹In the Philippines the survey was conducted in the National Capital Region representing 12% of the total national adult population.

¹²In Portugal the survey was conducted in Almada, Amadora, Beja, Braga, Castelo Branco, Évora, Faro, Guarda, Leira, Lisboa, Loures, Oeiras, Porto, Santarém, Setubal, Vila Nova Famalica, Vila Nova Gaia, and Viseau, representing 20% of the total national adult population.

¹³In Turkey the survey was conducted in Adana, Ankara, Antalya, Bursa, Diyarbakir, Erzurum, Istanbul, Izmir, Konya, Samsun, and Zonguldak, representing 30% of the total national adult population.

Research Partners

Country	Research Institute	Location	Contact
Argentina	TNS Gallup Argentina	Buenos Aires	Constanza Cilley constanza.cilley@tns-gallup.com.ar +54 11 5218 2000
Australia	GlobeScan	Toronto	Susan Hlady susan.hlady@globescan.com +1 416 969 3082
Canada	GlobeScan	Toronto	Susan Hlady susan.hlady@globescan.com +1 416 969 3082
Chile	MORI Chile	Santiago	Marta Lagos mlagos@rdc.cl +56 23344544
Costa Rica	Dichter & Neira Costa Rica	San Jose	Rebeca Hernandez rhernandez@dichter-neira.com +506 225 9591
Egypt	Attitude Market Research	Cairo	Mohamed Al Gendy mgendy@attitude-eg.com +202 22711262
El Salvador	Dichter & Neira El Salvador	San Salvador	Karen Torres ktorres@dichter-neira.com +503 2298 4800
France	Efficienc 3	Paris and Reims	Christian de Thieulloy christian.t@efficienc3.com +33 3 2679 7589
Germany	Ri*QUESTA GmbH	Teningen	Bernhard Rieder riquesta.rieder@t-online.de +49 (0)7641 934336
Ghana	Business Interactive Consulting Limited	Accra	Razaaque Animashaun info@bigghana.com +233 21 783 140
Great Britain	GlobeScan	Toronto	Susan Hlady susan.hlady@globescan.com +1 416 969 3082
Guatemala	Dichter & Neira Guatemala	Guatemala City	Oscar Penagos openagos@dichter-neira.com +502 2385 3905

Honduras	Dichter & Neira Honduras	San Pedro Sula	Leo Neira Guerrini leoneira@dichter-neira.com +504 516 1165
India	Team CVoter	Noida	Yashwant Deshmukh yashwant@teamcvoter.com +91 120 4247135
Indonesia	Deka Marketing Research	Jakarta	Irma Malibari Putranto irma.putranto@deka-research.co.id +62 21 723 6901
Israel	B.I. Cohen Institute for Public Opinion Research, Tel- Aviv University	Tel-Aviv	Anat Oren anatoren@post.tau.ac.il +03 6406766 / 03 6408963
Italy	GfK Eurisko s.r.l.	Milan and Rome	Paolo Anselmi paolo.anselmi@eurisko.it +39 02 4380 9 1
Japan	The Yomiuri Shimbun	Tokyo	Junichi Yamamoto mamo2091@yomiuri.com +81 3-3217-1963
Kenya	Research Path Associates Limited	Nairobi	Jeremy Mwololo jeremy.mwololo@rpa.co.ke +254 020 2734770
Mexico	Mund Américas	Mexico City	Daniel M. Lund dlund@mundgroup.com +5255 5584 3020
Nicaragua	Dichter & Neira	Panama City	José Delvalle jdelvalle@dichter-neira.com +503 2298 4800
Nigeria	Market Trends Research International, Nigeria	Lagos	J.O. Ebhomenye Mtrinigeria@research-intng.com +234 1 774 0386 / 234 1 775 0753
Panama	Dichter & Neira Panama	Panama City	Leopoldo Neira M. Ineira@dichter-neira.com +507 236 4000
Philippines	M&S-Sigma Dos Philippines, Inc.	Makati City	Teodora M. Marasigan tmmarasigan@ms-sigmados.com +632 8172780 / +63917 5108602

Portugal	Sperantia	Queijas	Sandrine Lage slage@sperantia.pt +351 214 177 418
Russia	CESSI Institute for Comparative Social Research	Moscow	Vladimir Andreenkov vladimir.andreenkov@cessi.ru +7 495 629 1506
South Korea	East Asia Institute	Seoul	Jeong Han-wool hwjeong@eai.or.kr +82 2 2277 1683
Spain	Sigma Dos Internacional	Madrid	Gines Garrido mrots@sigmados.com +34 91 360 0474
Turkey	Yontem Research & Consultancy	Istanbul	Bülent Gündogmu info@yontemresearch.com +90 212 278 12 19
USA	GlobeScan	Toronto	Susan Hlady susan.hlady@globescan.com +1 416 969 3082