



LIGHTING DESIGN OF *MARISOL*  
THE ROBERT & ARLENE KOGOD THEATRE  
CLARICE SMITH PERFORMING ARTS CENTER  
UNIVERSITY OF MARYLAND, COLLEGE PARK

By  
Cory Ryan Frank

Thesis submitted to the Faculty of the Graduate School of the  
University of Maryland, College Park in partial fulfillment  
of the requirements for the degree of  
Master of Fine Arts  
2008

Thesis Committee:

Assistant Professor Harold F. Burgess II, Chair

Associate Professor and Head of MFA, Daniel Conway

Professor and Department Chair, Daniel MacLean Wagner

Project Director, Jose Carrasquillo

## TABLE OF CONTENTS

### **APPENDIX A : RESEARCH MATERIALS**

### **APPENDIX B: PLATES**

GROUND PLAN/SECTION

LIGHT PLOT

### **APPENDIX C: SUPPORTING PAPERWORK**

ROUGH WISH LIST

PRELIMINARY WISH LIST

FINAL WISH LIST

CHANNEL HOOKUP

INSTRUMENT SCHEDULE


MAGIC SHEET

CUE TRACK

### **APPENDIX D: PRODUCTION PHOTOGRAPHS**

### **BIBLIOGRAPHY**

APPENDIX A : RESEARCH MATERIALS



"Marisol" Lighting Research  
ACT I - Color Palette and Quality of Light



"Marisol" Lighting Research  
Hanging Light Bulbs



"Marisol" Lighting Research  
Act II - Light From Above - Marisol's Final Monologue



"Marisol" Lighting Research  
ACT II - Light From Below



"Marisol" Lighting Research  
Quality/Intensity/Color of Angel Lighting  
Emotional Quality of Angel



"Marisol" Lighting Research  
ACT II - The World Turns Upside Down  
Quality of Light, Color, and Emotional Tone



"Marisol" Lighting Research  
Sky Research - Cloud Passes Over



"Marisol" Lighting Research  
Angel Research




"Marisol" Lighting Research  
Texture



"Marisol" Lighting Research  
Subway - Quality/Color of Light




"Marisol" Lighting Research  
Office Lighting



"Marisol" Lighting Research  
ACT II - Marisol - "What Light"



"Marisol" Lighting Research  
Marisol's Apartment



"Marisol" Lighting Research  
ACT II - Color Palette / Contrast



"Marisol" Lighting Research  
Emotional Quality and Color



"Marisol" Lighting Research  
ACT II - Color







## APPENDIX C: PRELIMINARY WISH LIST

### Marisol Preliminary Wish List

- ACT I (In General)
  - Very Isolated Scenes
  - Dark, De-saturated City
  - Revealing single elements at a time (as best is possible in a black box in the round space)
- House Lights:
  - VNSP that radiate out from the angel. (Cool)
  - Added units for aisles and stairs
- Angel:
  - Back Special (Cool) – HID Unit
  - Support System as Down Light? Pushing Out into the Space?
  - Spots w/ Faders. 2 or 3.
  - In Act II does the spot stay with her?
  - True Sidelight Pathway for angel in Catwalks?
- Subway Scene
  - Light Passing outside the Window (5 Units?)
  - “Florescent” down lights (part of down light system?)
  - VL’s Help fill in Front/Side
  - Train Screaches to a stop – Effect?
- Street
  - Snow
  - Texture system to support snow?
  - Isolating units creating path from subway to street
- Marisol’s Apt
  - Practical Light Bulb Flown In (warm)
  - Support (Warm)
  - Very Isolated Scene – Some Units dusting in around practical support (Cool)
  - Light Through Imaginary window across room/Bed
  - Light Creating shaft of Doorway
  - VL’s Can be used to Fill in Side/Front?
  - Gun Shots Effect (VL’s?)
  - Person/Salt Effect
- Apt. w/ Angel
  - Heat Radiating from the Angel, She is always lit by Spotlights,
  - HID unit as a spot too?
  - A Moment of saturation in ACT I
  - Window Turns from Night to Day, Fader needed
  - VL’s used to help open up space for Marisol as needed?
- Office
  - Florescent fixture flies in, Flickering?
  - Support units
  - Illumination for the office, VL’s?

- Light from Sun through Window,
- Cloud Passes over the city, Darkness falls...Room becomes more isolated
  - Window needs fader for this moment
- Doorway? Light From Hall spilling in to the room?
- June's Apt
  - Window units again, Daytime
  - More general Illumination, slightly less isolated
  - Doorway Idea?
- Space surround the Stage Proper
  - Down light units W/ Texture?
    - Color/Faders?
    - Glass gobos to create texture with color variation?
    - VL's to pick out any scene moments that take place there?
- ACT II (Generally)
  - More General Illumination, a weird glow to the city
  - More Saturated Colors that don't match up with the landscape
  - Since there are no "scenes" – do the lights completely alter from one "Moment" to the next? Or is it one general look with some changing pieces throughout?
- Street in Act II
  - Blue Glow from under the stage (rope light), and from the grating Above?
  - Blue Glow up theatre walls (strips?)
  - VL's Used to help create individual moments on stage (no scenes actual separate one moment from another)
  - Some "Fill" light will be needed to help create some consistency for faces...or is inconsistency better? (Consistent inconsistency)
  - Follow spots used for Marisol in Act II? An odd glow about her?
  - "Fire" system for Trash Can
  - Snow – Support System in Incorrect Color?
  - Gunshot effect for Woman With Furs killing Marisol
  - Burial Special from underneath the stage
  - Golf Club Man enters from House?
- Sky
  - Streaking Lights
    - Strobes Buried in the I-Beams of the theatre or above the Grid?
      - Curtain Strobes from Shakespeare?
- Next to Last Scene
  - Stage Bathed in strange light when Marisol is Murdered
    - Brand New System that washes the slate clean, NOT re-birth idea, but a new strange idea
  - Marisol Isolation, Down Unit w/ Follow Spots? Or Single Harsh Unit?
  - Moon Appears, The subway Lamp, Support Units?
- Final Scene
  - White light bathes the entire space and blinds the audience
    - Units under the seating shining through the audience?
    - Units mounted in/around the header shining at the audience?

- Blue glow from below stage turns white (rope light)
    - Theatre Walls turn white (strips again)
- Crown
  - Illumination from with-in the box
  - Units shooting through the box?
  - Change in the box when the crown is missing
    - Color/Texture change?
  - Follow spot on crown in final moments of the show?
- Scenery
  - Units from above/Below to deal with the fire escape compositionally?
  - Units to slash or treat surround windows and sculptural pieces, Broad strokes (not a unit per piece)?
  - Slash/Patt units to deal with header,
    - How to light it without emphasizing the lighting units
  - Lights in windows from behind (as if someone was home, or someone is watching Marisol from inside)
  - Using surround windows as cyc? Or theatre walls?
  - Lighting the Grid? Final Moments?

## APPENDIX C: ROUGH WISH LIST

# MARISOL

## Rough Wish List

- Area/Zone Systems
  - Sidewalk DOWN LIGHT
    - Fader System, Area Driven, Directly Down / PAR
  - Outer stage DOWN LIGHT
    - Cool Color, Organic Texture, Possibly Colorizer / ERS
  - North/East/South/West Wall Fill Systems
    - Cooler Color? Lavs and Blues
    - Diagonal Systems, 6 Units each Side (zoned) / ERS
- Scene(ic) Specific Tools
  - Subway Practical Support
    - Down/Top Angel from DS of Seats – Cool - PAR
  - Garbage Can
    - Down Light (Cool) PAR
    - Under Stage Light(s)
      - Birdies or Inkies for Fire
    - Rotator Unit(s) for fire sequence ERS
  - Fire Escape
    - Down Units for Fire Escape and Stairs – ERS
      - With Patt? And Cool Color
    - HID Back Light Fresnel
      - Used as Follow Spot when Angel Enters the Scene
    - Floor Mounts for Composition
      - Cool PARS
    - Slash Unit(s) ERS
  - Subway to Street
    - Down Light Units to create “Pathway”
      - Waiting on Blocking...
  - Moon Support
    - Fresnel(s) Pushing from Moon (or pointing back at the catwalks)
    - Down Support
    - System Pushing out on to the stage? Fresnels
  - Garbage Piles
    - Slash Units – ERS
  - Marisol’s Death System
    - Patt Idea Creating Chaos in Space? – ERS
      - Radiates out from one place
  - Marisol Moment
    - 19deg w/ Iris

- Catwalks
  - Picking out the catwalks
    - Cool Color – Linear Patt – ERS
  - Lightening in I-Beams
    - Curtain Strobes
- Windows/Doorways
  - Subway Window Light (7 Units) Warm / ERS
  - Marisol's Apt. –
    - Window Shooting Across Bed area and DS of it – Window w/ bars / ERS – FADER
    - Doorway in hall with large light shaft
  - Office
    - Warehouse style (more squares) / ERS - FADER
  - June's Apt.
    - Nicer than Marisol's / ERS – FADER?
    - Doorway Idea Again
- Header
  - Outside of Header
  - Inside Header
  - Grating
    - Blue Glow – Flood Units – Sat. Cool Color
  - Audience Blinder System – STRIPS OR PARS
    - In Header or in Catwalks?
- Crown
  - Inside The Box Illumination
  - Units Shooting through the box (10deg(s).
  - 2ndary Units When Crown Is Removed
    - Color Shift
- Understage
  - Blue Rope Light Under Lip
  - White Rope Light Under Lip
  - Crosses Under Light
    - Flood Light? Inkie?
  - Grating in Floor
    - Burial Light – PAR
    - Blue “Glow” – PARS
  - Under Audience Light
    - SCOOPS
- Surround
  - Windows
    - Front Slashes ERS
      - Not individual windows, Just one Big Slash
    - Rear Units for glow from “within”?

- Pannels
  - Deck Mount Slashes?
- Theatre Walls
  - Slashes - ERS
    - One or Two Per Wall?
- Subway Poles
  - Slash Unit(s) – ERS
- Practicals
  - Florescent Light(s)
  - Marisol’s Light Bulb
  - June’s Light Bulb
  - Subway post Lamp(s)
- House Lights
  - Radiating Out From Angel
    - PAR VNSP
    - W/ Donuts/Snoots
    - Cool Color
  - Downs
    - For Aisles and Stairs

## APPENDIX C: FINAL WISH LIST

# MARISOL

### Rough Wish List

Last Update: 4/21/08 By: CRF

## SYSTEM TOOLS

Units:					
9	<i>Down Light - Direct Down</i>				
CH #	Area	Unit	Color	Template	Position
1	A	ERS 36	Fader	Stock Leaf Break	HD 2
2	B	ERS 36	Fader	Stock Leaf Break	HD 2
3	C	ERS 36	Fader	Stock Leaf Break	HD 2
4	D				
5	E				
6	F	ERS 36	Fader	Stock Leaf Break	HD 3
7	G	ERS 36	Fader	Stock Leaf Break	HD 3
8	H	ERS 36	Fader	Stock Leaf Break	HD 3
9	J				
10	K				
11	L	ERS 36	Fader	Stock Leaf Break	HD 4
12	M	ERS 36	Fader	Stock Leaf Break	HD 4
13	N	ERS 36	Fader	Stock Leaf Break	HD 4
Circuits: 9			Total Circuits: 9		

Units:					
21	<i>Outer Stage Down Light - Outer Down</i>				
CH #	Area	Unit	Color	Template	Position
21	O	ERS 36	L712	Stock Leaf Break	Pipe 10
22	P	ERS 36	L712	Stock Leaf Break	Pipe 13
23	Q	ERS 36	L712	Stock Leaf Break	Pipe 14
24	Z1	ERS 36	L712	Stock Leaf Break	Pipe F2
25	Z2	ERS 36	L712	Stock Leaf Break	Pipe F2
26	Z3	ERS 36	L712	Stock Leaf Break	Pipe 5
27	Z4	ERS 36	L712	Stock Leaf Break	Pipe 5
28	Z5	ERS 36	L712	Stock Leaf Break	Pipe 5
29	Z6	ERS 36	L712	Stock Leaf Break	Pipe 8
29	Z7	ERS 36	L712	Stock Leaf Break	Pipe 8
30	Z8	ERS 36	L712	Stock Leaf Break	Pipe 10
31	Z9	ERS 36	L712	Stock Leaf Break	Pipe 13
31	Z10	ERS 36	L712	Stock Leaf Break	Pipe 13
32	Z11	ERS 36	L712	Stock Leaf Break	Pipe 13
32	Z12	ERS 36	L712	Stock Leaf Break	Pipe 13
33	Z13	ERS 36	L712	Stock Leaf Break	Pipe 10
34	Z14	ERS 50	L712	Stock Leaf Break	Pipe 14
34	Z15	ERS 50	L712	Stock Leaf Break	Pipe 13
35	Z16	ERS 50	L712	Stock Leaf Break	Pipe C3
36					
37	Z18	ERS 36	L712	Stock Leaf Break	Pipe F1
38	Z19	ERS 50	L712	Stock Leaf Break	Pipe 4
Circuits: 16			Total Circuits: 25		

**JOZIRAM**  
1111 1111 1111

Units:					
<b>6</b>	<b>DS Fill Light</b>				
CH #	Zone	Unit	Color	Template	Position
41	A	ERS 36	R362	N/A	Pipe 4
42	B	ERS 36	R362	N/A	Pipe 4
43	C	ERS 36	R362	N/A	Pipe 7 low
44	F	ERS 26	R362	N/A	Pipe 4
45	G	ERS 26	R362	N/A	Pipe 4
46	H	ERS 26	R362	N/A	Pipe 7 low
Circuits: 6			Total Circuits: 31		

Units:					
<b>6</b>	<b>SL Fill Light</b>				
CH #	Zone	Unit	Color	Template	Position
51	A	ERS 36	G880	N/A	Pipe 4
52	F	ERS 36	G880	N/A	Pipe 4
53	L	ERS 36	G880	N/A	Pipe 7 low
54	B	ERS 26	G880	N/A	Pipe 4
55	G	ERS 26	G880	N/A	Pipe 4
56	M	ERS 26	G880	N/A	Pipe 7 low
Circuits: 6			Total Circuits: 37		

Units:					
<b>6</b>	<b>SR Fill Light</b>				
CH #	Zone	Unit	Color	Template	Position
61	C	ERS 36	R362	N/A	Pipe 11
62	H	ERS 36	R362	N/A	Pipe 14
63	N	ERS 36	R362	N/A	Pipe 14
64	B	ERS 26	R362	N/A	Pipe 11
65	G	ERS 26	R362	N/A	Pipe 15
66	M	ERS 26	R362	N/A	Pipe 14
Circuits: 6			Total Circuits: 43		

Units:					
<b>6</b>	<b>US Fill Light</b>				
CH #	Zone	Unit	Color	Template	Position
71	L	ERS 36	G880	N/A	Pipe 11
72	M	ERS 36	G880	N/A	Pipe 14
73	N	ERS 36	G880	N/A	Pipe 14
74	F	ERS 26	G880	N/A	Pipe 11
75	G	ERS 26	G880	N/A	Pipe 14
76	H	ERS 26	G880	N/A	Pipe 14
Circuits: 6			Total Circuits: 65		

Units:	<b>8</b>				
<i>Top Light Crossing Center - Top X C</i>					
CH #	ZONE	Unit	Color	Template	Position
81	A/D	36deg. S4 ERS	N/C	Stock Jagged	Pipe 4
82	G	ERS 50	N/C	Stock Jagged	Pipe HD 1
83	C/E	36deg. S4 ERS	N/C	Stock Jagged	Pipe G2
84	G	ERS 50	N/C	Stock Jagged	HD 1
85	L/J	36deg. S4 ERS	N/C	Stock Jagged	Pipe C2
86	G	ERS 50	N/C	Stock Jagged	Pipe HD 4
87	N/K	36deg. S4 ERS	N/C	Stock Jagged	Pipe 14
88	G	ERS 50	N/C	Stock Jagged	Pipe HD 4
Circuits: 8			Total Circuits: 73		

Units:	<b>5</b>				
<i>VLS</i>					
CH #	Area	Unit	Color	Template	Position
101	Center	VL	Fader	Standard	HD 5
102	SL	VL	Fader	Standard	Pipe C2
103	DS	VL	Fader	Standard	Pipe 4
104	SR	VL	Fader	Standard	Pipe G2
105	US	VL	Fader	Standard	Pipe 14
Circuits: 5			Total Circuits: 78		

Units:	<b>5</b>				
<i>Subway Window System</i>					
CH #	Area	Unit	Color	Template	Position
111	DL 1	26deg. S4 ERS	R87	N/A	Pipe 7
112	DL 2	26deg. S4 ERS	R87	N/A	Pipe 7
113	Center	26deg. S4 ERS	R87	N/A	Pipe 8
114	DR 2	26deg. S4 ERS	R87	N/A	Pipe 8
115	DR 1	26deg. S4 ERS	R87	N/A	Pipe F2
Circuits: 5			Total Circuits: 83		

Units:	<b>1</b>				
<i>Subway Lane System</i>					
CH #	Area	Unit	Color	Template	Position
121	Top 1	ERS 36	R362	N/A	Pipe 8
122	Top 2	ERS 36	R362	N/A	Pipe 6
123	Back 1	ERS 36	G880	N/A	Move to Wall
Circuits: 1			Total Circuits: 84		

Units:	<b>4</b>				
<i>Hallway Lane System</i>					
CH #	Area	Unit	Color	Template	Position
125	O/P	ERS 36	R362	N/A	HD 2
126	P/Q	ERS 26	R362	N/A	Pipe 9
127	Back 1	ERS 26	G880	N/A	Pipe 14
128	Doorway	ERS 36	R360	N/A	theatre wall
Circuits: 4			Total Circuits: 88		

Units:					
6	<i>Angel Back</i>				
CH #	Area	Unit	Color	Template	Position
131	Angel BL	HID 6" Fresnel	L201	N/A	Pipe 16
132	SL Support	S4 PAR WFL	L201	N/A	Pipe 15
132	SR Support	S4 PAR WFL	L201	N/A	Pipe C3
133	Stairs Up Support	S4 PAR WFL	L201	N/A	Plot Higher
134	Stairs 1 Support	S4 PAR MFL	L201	N/A	Pipe 14
134	Stairs 2 Support	S4 PAR MFL	L201	N/A	Pipe 14
			Circuits: 4	Total Circuits: 92	

Units:					
6	<i>Angel Treatment</i>				
CH #	Area	Unit	Color	Template	Position
135	SL Top	ERS 36	R360	N/A	D3
136	SR Top	ERS 36	R360	N/A	Pipe 12
137	SR Side	ERS 36	N/C	Stock Breakup	Pipe 16
138	SR Side	ERS 36	N/C	Stock Breakup	Pipe 16
139	Stairs Top	ERS 36	R360	N/A	HD 4
140	Stairs Top	ERS 36	R360	N/A	HD 4
			Circuits: 6	Total Circuits: 90	

Units:					
5	<i>Under Escape</i>				
CH #	Area	Unit	Color	Template	Position
141	Under Escape	26deg S4 ERS	R362	N/A	Wall mounts
142	Fire Escape	PAR NSP	R06	N/A	Floor Mount
142	Fire Escape	PAR NSP	R06	N/A	Floor Mount
143	Stairs	PAR NSP	R06	N/A	Floor Mount
143	Stairs	PAR NSP	R06	N/A	Floor Mount
			Circuits: 5	Total Circuits: 97	

Units:					
5	<i>Garbage Can</i>				
CH #	Area	Unit	Color	Template	Position
151	Down Special Ps.1	PAR VNSP	R64	N/A	Pipe 5
152	Down Special Ps. 2	PAR VNSP	R64	N/A	Pipe 5
153	Up Specials	3" Fresnel	R16	N/A	Floor Mount
154	Up Specials	3" Fresnel	R18	N/A	Floor Mount
155	Up Specials	3" Fresnel	R20	N/A	Floor Mount
			Circuits: 5	Total Circuits: 102	

Units:					
2	<i>Garbage Piles</i>				
CH #	Area	Unit	Color	Template	Position
156		ERS 26	R360	Stock Breakup	
157		ERS 26	R360	Stock Breakup	
			Circuits: 2	Total Circuits: 104	

Units:					
2	<i>Marisol Special</i>				
CH #	ZONE	Unit	Color	Template	Position
158	Monolouge	ERS 19	N/C	Iris	
159	Bed	ERS 26	R360	N/A	HD 4
			Circuits: 2	Total Circuits: 106	

Units:					
6	<i>Understage</i>				
CH #	Area	Unit	Color	Template	Position
161	Blue RopeLight	RopeLight	Blue	N/A	
162	White RopeLight	RopeLight	N/C	N/A	
163	Cross Underlight	Floodlight	N/C	N/A	
164	Grating Underlight	Striplight	N/C	N/A	
164	Grating Underlight	Striplight	N/C	N/A	
165	Grating Underlight	Striplight	R67	N/A	
165	Grating Underlight	Striplight	R67	N/A	
166	Grating Underlight	Striplight	R80	N/A	
166	Grating Underlight	Striplight	R80	N/A	
167	Burial Underlight	Flood Light	N/C	N/A	
			Circuits: 7	Total Circuits: 113	

Units:					
4	<i>Windows Duplication System</i>				
CH #	Area	Unit	Color	Template	Position
171	DS	ERS 19	N/C		theatre wall
172	SR	ERS 19	N/C		theatre wall
173	US	ERS 19	N/C		theatre wall
174	SL	ERS 19	N/C		theatre wall
			Circuits: 4	Total Circuits: 117	

Units:					
4	<i>Windows</i>				
CH #	Area	Unit	Color	Template	Position
181	DS	ERS 36	N/C	Stock Breakup	Unistrut
182	SR	ERS 36	N/C	Stock Breakup	Unistrut
183	US	ERS 36	N/C	Stock Breakup	Unistrut
184	SL	ERS 36	N/C	Stock Breakup	Unistrut
			Circuits: 4	Total Circuits: 121	

Units:					
4	<i>Windows</i>				
CH #	Area	Unit	Color	Template	Position
191	Marisol's Apt Night	S4 26 Deg. ERS		N/A	Pipe F3
192	Marisol's Apt Day	S4 26 Deg. ERS		N/A	Pipe F3
408	June's Apt Day	<del>S4 26 Deg. ERS</del>	?	N/A	
404	June's Apt Night	<del>S4 26 Deg. ERS</del>	?	N/A	
195	Office	S4 26 Deg. ERS	R02	N/A	Pipe C1
195	Office	S4 26 Deg. ERS	R02	N/A	Pipe C1
			Circuits: 3	Total Circuits: 124	

Units:					
4	<i>Header Highlights</i>				
CH #	Area	Unit	Color	Template	Position
201	North	S4 26 Deg. ERS	N/C	Soft Breakup	theatre wall
202	East	S4 26 Deg. ERS	N/C	Soft Breakup	theatre wall
203	South	S4 26 Deg. ERS	N/C	Soft Breakup	theatre wall
204	West	S4 26 Deg. ERS	N/C	Soft Breakup	theatre wall
			Circuits: 4	Total Circuits: 128	



Units:	Crown Box					
CH #	Area	Unit	Color	Template	Position	
215		?				
			Circuits: 1	Total Circuits: 133		

Units:	Poem					
CH #	Area	Unit	Color	Template	Position	
221		ERS 36	R333	Image Pro		
222		ERS 36	R333	Image Pro		
			Circuits: 2	Total Circuits: 135		

Units:	Grating Lanes					
CH #	Area	Unit	Color	Template	Position	
231	Hanging 1	S4 ERS 26deg.	R360	Trusswork	HD 1	
231	Hanging 2	S4 ERS 26deg.	R360	Trusswork	HD 1	
231	Hanging 3	S4 ERS 26deg.	R360	Trusswork	HD 1	
232	Floor 1	S4 ERS 26deg.	R360	Trusswork	HD 1	
232	Floor 2	S4 ERS 26deg.	R360	Trusswork	HD 3	
232	Floor 3	S4 ERS 26deg.	R360	Trusswork	HD 3	
			Circuits: 2	Total Circuits: 135		

Units:	Under Seating					
CH #	Area	Unit	Color	Template	Position	
241	H1	Scoop	R117	N/A	Mounted Under Seating	
241	H2	Scoop	R117	N/A	Mounted Under Seating	
241	H3	Scoop	R117	N/A	Mounted Under Seating	
241	H4	Scoop	R117	N/A	Mounted Under Seating	
241	H5	Scoop	R117	N/A	Mounted Under Seating	
241	H6	Scoop	R117	N/A	Mounted Under Seating	
241	H7	Scoop	R117	N/A	Mounted Under Seating	
241	H8	Scoop	R117	N/A	Mounted Under Seating	
241	H9	Scoop	R117	N/A	Mounted Under Seating	
241	H10	Scoop	R117	N/A	Mounted Under Seating	
241	H11	Scoop	R117	N/A	Mounted Under Seating	
			Circuits: 11	Total Circuits: 146		

Units:	<b>8</b>				
<i>Angel Houselight - Angel House</i>					
CH #	Area	Unit	Color	Template	Position
251	Angel 1	PAR NSP	L201	N/A	Pipe 9
252	Angel 2	PAR NSP	L201	N/A	Pipe D2
253	Angel 3	PAR NSP	L201	N/A	Pipe 6
254	Angel 4	PAR NSP	L201	N/A	Pipe 6
255	Angel 5	PAR NSP	L201	N/A	Pipe 8
256	Angel 6	PAR NSP	L201	N/A	Pipe 10
257	Angel 7	PAR NSP	L201	N/A	Pipe 12 Low
258	Angel 8	PAR NSP	L201	N/A	Pipe 12 Low
			Circuits: 8	Total Circuits: 143	

Units:	<b>11</b>				
<i>Aisle Lights</i>					
CH #	Area	Unit	Color	Template	Position
261	HR	PAR MFL	N/C		Pipe 8 SA
262	HCR	PAR MFL	N/C		Pipe 4
263	HC	PAR MFL	N/C		Pipe 5
264	HC stairs	ERS 26	N/C		Pipe 4
265	HCL	PAR MFL	N/C		Pipe 9
266	HL	PAR MFL	N/C		Pipe 14
267		6" Fresnel	N/C		Pipe 1
267		6" Fresnel	N/C		Pipe 1
268		6" Fresnel	N/C		Pipe J
268		6" Fresnel	N/C		Pipe J
269		6" Fresnel	N/C		Pipe A
			Circuits: 9	Total Circuits: 152	

Units:	<b>10</b>				
<i>Houselight Downs</i>					
CH #	Area	Unit	Color	Template	Position
271	H1	ERS 50	R355	Stock Breakup	Pipe C2
271	H2	ERS 50	R355	Stock Breakup	Pipe C2
272	H3	ERS 50	R355	Stock Breakup	Pipe 5
273	H4	ERS 50	R355	Stock Breakup	Pipe 3
273	H5	ERS 50	R355	Stock Breakup	Pipe 3
274	H6	ERS 50	R355	Stock Breakup	Pipe 5
274	H7	ERS 50	R355	Stock Breakup	Pipe 8
275	H8	ERS 50	R355	Stock Breakup	Pipe F3
276	H9	ERS 50	R355	Stock Breakup	Pipe 15
276	H10	ERS 50	R355	Stock Breakup	Pipe 15
<del>274</del>	<del>H11</del>	<del>ERS 50</del>	<del>N/C</del>	<del>Stock Breakup</del>	
<del>274</del>	<del>H12</del>	<del>ERS 50</del>	<del>N/C</del>	<del>Stock Breakup</del>	
			Circuits: 6	Total Circuits: 158	

Units:	<b>6</b>				
<i>Practicals</i>					
CH #	Practical	Wattage/Color	Dim/Non	Location	
280	SL Subway lamp	100w			
281	SR Subway Lamp	100w			
282	Marisol's Light	60w			
283	June's Light	60w			
284	Office Light	TBA			
284	Office Light	TBA			
			Circuits: 5	Total Circuits: 163	

**Unit and Circuit Counts**

Down Light - Direct Down

TOTAL CIRCUITS:	163	TOTAL UNITS (from list):	184
-----------------	-----	--------------------------	-----

Unit Breakdown			
Scoops	11	6" Fresnel	6
VL's	5	Flood Lights	6
50 DEG S4 (18)	18	L&E MINI STRIP (10)	2
36 DEG S4 (68)	57	PRACTICALS/ Rope Light/crown	9
26 DEG 24 (50)	37	3" Fresnels	3
19 DEG S4 (0)	5	HID	1
S4 PAR (36)	24	<b>TOTAL UNITS:</b>	<b>184</b>

Accessories			
Color Faders (20)	9	Patterns	
		Image Pro	2

BLACK	Exact Amount Used
GREEN	Extra Units of this Type
RED	Over Units

## APPENDIX C: CHANNEL HOOKUP

Marisol4-20-08.lw4

CHANNEL HOOKUP

Page 1  
5/7/08

Channel	Dim	Position	U#	Type, Accessories, Watts	Purpose	Color & Template
<b>(1)</b>	1/30	HD2	1	S4-36°w/- 750w	Down Light	Fader, T:AP4004
		*	*	M Faderw/-	*	DMX 3.64, T:-
<b>(2)</b>	1/139	HD2	2	S4-36°w/- 750w	Down Light	Fader, T:AP4004
		*	*	M Faderw/-	*	DMX 3.43, T:-
<b>(3)</b>	1/140	HD2	3	S4-36°w/- 750w	Down Light	Fader, T:AP4004
		*	*	M Faderw/-	*	DMX 3.58, T:-
<b>(6)</b>	1/29	HD3	1	S4-36°w/- 750w	Down Light	Fader, T:AP4004
		*	*	M Faderw/-	*	DMX 3.91, T:-
<b>(7)</b>	1/50	HD3	2	S4-36°w/- 750w	Down Light	Fader, T:AP4004
		*	*	M Faderw/-	*	DMX 3.46, T:-
<b>(8)</b>	1/49	HD3	3	S4-36°w/- 750w	Down Light	Fader, T:AP4004
		*	*	M Faderw/-	*	DMX 3.52, T:-
<b>(11)</b>	1/27	HD4	2	S4-36°w/- 750w	Down Light	Fader, T:AP4004
		*	*	M Faderw/-	*	DMX 3.49, T:-
<b>(12)</b>	1/98	HD4	7	S4-36°w/- 750w	Down Light	Fader, T:AP4004
		*	*	M Faderw/-	*	DMX 3.97, T:-
<b>(13)</b>	1/48	HD4	10	S4-36°w/- 750w	Down Light	Fader, T:AP4004
		*	*	M Faderw/-	*	DMX 3.100, T:-
<b>(21)</b>	1/83	Pipe 10	3	S4-36°w/- 750w	Outer Down	L712, T:AP4004
<b>(22)</b>	1/43	Pipe 13	6	S4-36°w/- 750w	Outer Down	L712, T:AP4004
<b>(23)</b>	1/46	Pipe 14	15	S4-36°w/- 750w	Outer Down	L712, T:AP4004
<b>(24)</b>	1/82	F2	3	S4-36°w/- 750w	Outer Down	L712, T:R7747
<b>(25)</b>	1/85	F2	2	S4-36°w/- 750w	Outer Down	L712, T:R7747
<b>(26)</b>	1/87	Pipe 5	6	S4-36°w/- 750w	Outer Down	L712, T:R7747
<b>(27)</b>	1/88	Pipe 5	5	S4-36°w/- 750w	Outer Down	L712, T:R7747
<b>(28)</b>	1/92	Pipe 5	2	S4-36°w/- 750w	Outer Down	L712, T:R7747
<b>(29)</b>	1/105	Pipe 8	2	S4-36°w/- 750w	Outer Down	L712, T:R7747
	*	*	3	*	*	*
<b>(30)</b>	1/67	Pipe 10	1	S4-36°w/- 750w	Outer Down	L712, T:R7747
<b>(31)</b>	1/59	Pipe 13	2	S4-36°w/- 750w	Outer Down	L712, T:R7747
	*	*	3	*	*	*
<b>(32)</b>	1/51	Pipe 13	4	S4-36°w/- 750w	Outer Down	L712, T:R7747
	*	*	5	*	*	*

UMD Department of Theatre / Lightwright 4

(1) thru (32)

Channel	Dim	Position	U#	Type, Accessories, Watts	Purpose	Color & Template
<b>(33)</b>	1/99	D2	2	S4-36°w/- 750w	Outer Down	L712, T:R7747
<b>(34)</b>	1/63	Pipe 14	3	S4-50°w/- 750w	Outer Down	L712, T:R7747
	1/66	Pipe 13	1	"	"	"
<b>(35)</b>	1/32	C3	1	S4-50°w/- 750w	Outer Down	L712, T:R7747
<b>(37)</b>	1/127	F1	2	S4-36°w/- 750w	Outer Down	L712, T:R7747
<b>(38)</b>	1/145	Pipe 4	3	S4-50°w/- 750w	Outer Down	L712, T:R7747
<b>(41)</b>	1/130	Pipe 4	9	S4-36°w/- 750w	DS Fill Light	R362, T:-
<b>(42)</b>	1/128	Pipe 4	11	S4-36°w/- 750w	DS Fill Light	R362, T:-
<b>(43)</b>	1/80	Pipe 7 Low	3	S4-36°w/- 750w	DS Fill Light	R362, T:-
<b>(44)</b>	1/125	Pipe 4	10	S4-26°w/- 750w	DS Fill Light	R362, T:-
<b>(45)</b>	1/116	Pipe 4	13	S4-26°w/- 750w	DS Fill Light	R362, T:-
<b>(46)</b>	1/81	Pipe 7 Low	4	S4-26°w/- 750w	DS Fill Light	R362, T:-
<b>(51)</b>	1/135	Pipe 4	5	S4-36°w/- 750w	SI Fill Light	G880, T:-
<b>(52)</b>	1/144	Pipe 4	2	S4-36°w/- 750w	SI Fill Light	G880, T:-
<b>(53)</b>	1/102	Pipe 7 Low	1	S4-36°w/- 750w	SI Fill Light	G880, T:-
<b>(54)</b>	1/136	Pipe 4	4	S4-26°w/- 750w	SI Fill Light	G880, T:-
<b>(55)</b>	1/143	Pipe 4	1	S4-26°w/- 750w	SI Fill Light	G880, T:-
<b>(56)</b>	1/103	Pipe 7 Low	2	S4-26°w/- 750w	SI Fill Light	G880, T:-
<b>(61)</b>	1/40	Pipe 11	5	S4-36°w/- 750w	SR Fill Light	R362, T:-
<b>(62)</b>	1/44	Pipe 14	13	S4-36°w/- 750w	SR Fill Light	R362, T:-
<b>(63)</b>	1/10	Pipe 14	12	S4-36°w/- 750w	SR Fill Light	R362, T:-
<b>(64)</b>	1/42	Pipe 11	4	S4-26°w/- 750w	SR Fill Light	R362, T:-
<b>(65)</b>	1/1	Pipe 15	5	S4-26°w/- 750w	SR Fill Light	R362, T:-
<b>(66)</b>	1/8	Pipe 14	10	S4-26°w/- 750w	SR Fill Light	R362, T:-
<b>(71)</b>	1/68	Pipe 11	1	S4-36°w/- 750w	US Fill Light	G880, T:-
<b>(72)</b>	1/60	Pipe 14	4	S4-26°w/- 750w	US Fill Light	G880, T:-
<b>(73)</b>	1/55	Pipe 14	7	S4-36°w/- 750w	US Fill Light	G880, T:-
<b>(74)</b>	1/69	Pipe 11	2	S4-26°w/- 750w	US Fill Light	G880, T:-
<b>(75)</b>	1/58	Pipe 14	5	S4-36°w/- 750w	US Fill Light	G880, T:-
<b>(76)</b>	1/56	Pipe 14	6	S4-26°w/- 750w	US Fill Light	G880, T:-

Channel	Dim	Position	U#	Type, Accessories, Watts	Purpose	Color & Template
<b>(81)</b>	1/132	Pipe 4	6	S4-36°w/- 750w	Top X C	N/C, T:R77271
<b>(82)</b>	1/95	HD1	1	S4-50°w/- 750w	Top X C	N/C, T:R77271
<b>(83)</b>	1/75	G2	2	S4-36°w/- 750w	Top X C	N/C, T:R77271
<b>(84)</b>	1/142	HD1	8	S4-50°w/- 750w	Top X C	N/C, T:R77271
<b>(85)</b>	1/71	C2	3	S4-36°w/- 750w	Top X C	N/C, T:R77271
<b>(86)</b>	1/28	HD4	1	S4-50°w/- 750w	Top X C	N/C, T:R77271
<b>(87)</b>	1/16	Pipe 14	8	S4-36°w/- 750w	Top X C	N/C, T:R77271
<b>(88)</b>	1/53	HD4	11	S4-50°w/- 750w	Top X C	N/C, T:R77271
<b>(101)</b>	1/94	HD5	1	VL1000 TSw/- 1kw	VL	DMX 3.321, T:-
<b>(102)</b>	1/72	C2	2	VL1000 TSw/- 1kw	VL	DMX 3.351, T:-
<b>(103)</b>	1/133	Pipe 4	7	VL1000 TSw/- 1kw	VL	DMX 3.3291, T:-
<b>(104)</b>	1/76	G2	1	VL1000 TSw/- 1kw	VL	DMX 3.261, T:-
<b>(105)</b>	1/14	Pipe 14	9	VL1000 TSw/- 1kw	VL	DMX 3.231, T:-
<b>(112)</b>	1/122	Pipe 2 Low	2	S4-26°w/- 750w	Subway Windows	R87, T:-
<b>(113)</b>	1/117	H1	1	S4-26°w/- 750w	Subway Windows	R87, T:-
<b>(114)</b>	1/78	H2	1	S4-26°w/- 750w	Subway Windows	R87, T:-
<b>(115)</b>	1/77	H2	2	S4-26°w/- 750w	Subway Windows	R87, T:-
<b>(123)</b>	1/173	East Wall 16' Un.	3	S4-36°w/- 750w	Subway Lane Back	G880, T:-
<b>(125)</b>	1/86	HD2	5	S4-36°w/- 750w	Hallway Top	R362, T:-
<b>(126)</b>	1/141	Pipe 9	2	S4-26°w/- 750w	Hallway Top	R362, T:-
<b>(127)</b>	1/45	Pipe 14	14	S4-26°w/- 750w	Hallway Back	G880, T:-
<b>(128)</b>	1/151	East Wall 16' Un.	2	S4-36°w/- 750w	Doorway Back	R360, T:N/A
<b>(129)</b>	1/38	H3	1	S4-26°w/- 750w	Window Back	R360, T:R77572
<b>(131)</b>	1/24	Pipe 16	1	Arc Source Fresnelw/- 575w	Angel Follow Spot	L201, T:-
<b>(132)</b>	1/31	Pipe 15	1	S4 PAR WFLw/- 750w	Angel Back	L201, T:-
	"	C3	2	"	"	"
<b>(133)</b>	1/158	Pipe A	1	S4 PAR WFLw/- 750w	Stairs Up Support	L201, T:-
<b>(134)</b>	1/34	Pipe 14	1	S4 PAR MFLw/- 750w	Angel Back	L201, T:-
	"	"	2	"	"	"

Channel	Dim	Position	U#	Type, Accessories, Watts	Purpose	Color & Template
(135)	1/64	D3	1	S4-36°w/- 750w	Angel Top	R360, T:-
(136)	1/61	Pipe 12	1	S4-36°w/- 750w	Angel Top	R360, T:-
(137)	1/22	Pipe 16	3	S4-36°w/- 750w	Angel Side	N/C, T:R726
(138)	1/23	Pipe 16	2	S4-36°w/- 750w	Angel Side	N/C, T:R726
(139)	1/25	HD4	5	S4-36°w/- 750w	Stairs Top	R360, T:-
(140)	1/26	HD4	4	S4-36°w/- 750w	Stairs Top	R360, T:-
(141)	1/153	West Wall 12' Un.	1	S4-36°w/- 750w	Under Escape	R362, T:R77572
(142)	2/5	Floor Mount	19	S4 PAR NSPw/- 750w	Fire Escape Up Light	R06, T:-
		"	20	"	"	"
(143)	1/190	Floor Mount	16	S4 PAR NSPw/- 750w	Stairs Up Light	R06, T:-
		"	17	"	"	"
(145)	1/126	F1	1	S4-26°w/- 750w	Subway Pole Slash	R87, T:-
	1/121	Pipe 3	3	"	"	"
(146)	1/115	Pipe 4	14	S4-26°w/- 750w	Subway Pole Slash	R87, T:-
	1/120	Pipe 3	4	"	"	"
(147)	1/62	D3	2	S4-36°w/- 750w	Stairs Side	R360, T:-
(151)	1/106	Pipe 5	4	Snow Boxw/-	White Snow	N/C, T:-
(152)	1/107	Pipe 5	3	Snow Boxw/-	Green Snow	N/C, T:-
(154)	2/9	Floor Mount	3	3" Fresnelw/-	Garbage Fire	R18, T:-
(156)	1/39	Pipe 10	4	S4-26°w/- 750w	Garbage Pile Slash	R360, T:R77572
(157)	1/13	Pipe 15	4	S4-26°w/- 750w	Garbage Pile Slash	R360, T:R77572
(158)	1/65	Pipe 11	3	S4-19°w/- 750w	Marisol Spot	N/C, T:-
(159)	1/138	HD4	9	S4-26°w/- 750w	Marisol Bed Special	R360, T:-
(161)	2/14	Floor Mount	1	Blue Rope Lightw/-	Understage Lighting	Blue, T:-
(162)	2/15	Floor Mount	2	White Rope Lightw/-	Understage Lighting	White, T:-
(163)	2/19	Floor Mount	2	Flood Lightw/- 300w	Cross Underlight	N/C, T:-
(164)				Flood Light 300w	Grating Underlight	R79
				Flood Light 350w	"	"
				"	"	"
				Flood Light 300w	"	"
	1/182	Floor Mount		Flood Lightw/- 300w	"	R79, T:-
		"		"	"	"

Channel	Dim	Position	U#	Type, Accessories, Watts	Purpose	Color & Template
<b>(165)</b>	1/183	Floor Mount	1	3 Cir 6'4" ZipStripw/- 750w	Grating Underlight	R67, T:-
		"	2	"	"	"
<b>(166)</b>		Floor Mount	3	Cir 6'4" ZipStripw/- 750w	Grating Underlight	R80, T:-
	1/184	"		"	"	"
<b>(167)</b>	2/11	Floor Mount	1	Flood Lightw/- 300w	Burial Underlight	N/C, T:-
<b>(168)</b>	2/8					
<b>(169)</b>	2/20					
<b>(175)</b>	1/179	Floor Mount	3	Cir 6'4" ZipStripw/- 750w	Grating Underlight	N/C, T:-
		"		"	"	"
	1/185	"		"	"	"
<b>(176)</b>	1/177	Floor Mount	1	3 Cir 6'4" ZipStripw/- 750w	Grating Underlight	R67, T:-
	1/186	"	2	"	"	"
		"	3	"	"	"
		"	4	"	"	"
<b>(177)</b>	1/187	Floor Mount	3	Cir 6'4" ZipStripw/- 750w	Grating Underlight	R80, T:-
		"		"	"	"
	1/178	"		"	"	"
<b>(181)</b>	1/164	West Wall 16' Un.	1	S4-36°w/- 750w	Window Slash	R360, T:R7798
<b>(182)</b>	1/155	South Wall 16' Un.	2	S4-36°w/- 750w	Window Slash	R360, T:R7798
<b>(183)</b>	1/149	East Wall 16' Un.	4	S4-36°w/- 750w	Window Slash	R360, T:R7798
<b>(184)</b>	1/166	North Wall 16' Un.	2	S4-36°w/- 750w	Window Slash	R360, T:R7798
<b>(191)</b>	1/7	F3	1	S4-26°w/- 750w	M Windows	-, T:-
<b>(192)</b>	1/6	F3	2	S4-26°w/- 750w	M Windows	-, T:-
<b>(195)</b>	1/111	C1	1	S4-26°w/- 750w	Office Windows	R02, T:-
	"	"	2	"	"	"
<b>(201)</b>	1/165	North Wall 16' Un.	1	S4-26°w/- 750w	Header Highlight	R360, T:R7798
<b>(202)</b>	1/174	East Wall 16' Un.	1	S4-26°w/- 750w	Header Highlight	R360, T:R7798
<b>(203)</b>	1/152	South Wall 16' Un.	1	S4-26°w/- 750w	Header Highlight	R360, T:R7798
<b>(204)</b>	1/154	West Wall 16' Un.	2	S4-26°w/- 750w	Header Highlight	R360, T:R7798

Channel	Dim	Position	U#	Type, Accessories, Watts	Purpose	Color & Template
<b>(211)</b>	1/97	HD4	3	Flood Lightw/- 300w	Header Blue	R79, T:-
	"	"	6	"	"	"
	"	"	8	"	"	"
<b>(212)</b>	1/93	HD1	3	Flood Lightw/- 300w	Header Blue	R79, T:-
	"	"	4	"	"	"
	"	"	6	"	"	"
<b>(215)</b>		Flying	7	TBAw/-	Crown Box	N/C, T:-
<b>(231)</b>	1/96	HD1	2	S4-26"w/- 750w	Grating Lane	R360, T:R7228
	"	"	5	"	"	"
	"	"	7	"	"	"
<b>(232)</b>	1/52	HD2	4	S4-26"w/- 750w	Grating Lane	R360, T:R7228
	"	HD3	"	"	"	"
	"	"	5	"	"	"
<b>(241)</b>	1/189	Floor Mount	6	14" Scoopw/- 1kw	Audience Blast	R117, T:-
	2/1	"	7	"	"	"
	2/2	"	8	"	"	"
	2/3	"	11	"	"	"
	2/4	"	12	"	"	"
	2/7	"	13	"	"	"
	2/10	"	14	"	"	"
	2/12	"	15	"	"	"
<b>(251)</b>	1/100	Pipe 9	1	S4 PAR NSPw/- 750w	Angel House	L201, T:-
<b>(252)</b>	1/101	D2	1	S4 PAR NSPw/- 750w	Angel House	L201, T:-
<b>(253)</b>	1/91	Pipe 6	1	S4 PAR NSPw/- 750w	Angel House	L201, T:-
<b>(254)</b>	1/90	Pipe 6	2	S4 PAR NSPw/- 750w	Angel House	L201, T:-
<b>(255)</b>	1/89	Pipe 8	4	S4 PAR NSPw/- 750w	Angel House	L201, T:-
<b>(256)</b>	1/47	Pipe 10	2	S4 PAR NSPw/- 750w	Angel House	L201, T:-
<b>(257)</b>	1/54	Pipe 12 Low	2	S4 PAR NSPw/- 750w	Angel House	L201, T:-
<b>(258)</b>	1/57	Pipe 12 Low	1	S4 PAR NSPw/- 750w	Angel House	L201, T:-
<b>(261)</b>	1/104	Pipe 8	1	S4 PAR MFLw/- 750w	Aisle Light	N/C, T:-
<b>(262)</b>	1/131	Pipe 4	8	S4 PAR MFLw/- 750w	Aisle Light	N/C, T:-
<b>(263)</b>	1/84	Pipe 5	7	S4 PAR MFLw/- 750w	Aisle Light	N/C, T:-
<b>(264)</b>	1/119	Pipe 4	12	S4-26"w/- 750w	Aisle Light	N/C, T:-
<b>(265)</b>	1/114	Pipe 9	3	S4 PAR MFLw/- 750w	Aisle Light	N/C, T:-

Channel	Dim	Position	U#	Type, Accessories, Watts	Purpose	Color & Template
<b>(266)</b>	1/11	Pipe 14	11	S4 PAR MFLw/- 750w	Aisle Light	N/C, T:-
<b>(267)</b>	1/118	Pipe 1	3	6" Fresw/- 750w	Aisle Light	N/C, T:-
	"	Pipe J	1	"	"	"
<b>(268)</b>	1/134	Pipe 1	1	6" Fresw/- 750w	Aisle Light	N/C, T:-
	"	"	2	"	"	"
<b>(269)</b>	1/157	Pipe A	2	6" Fresw/- 750w	Aisle Light	N/C, T:-
<b>(271)</b>	1/74	C2	1	S4-50°w/- 750w	House	R355, T:R78023
	"	"	4	"	"	"
<b>(272)</b>	1/110	Pipe 5	1	S4-50°w/- 750w	House Down	R355, T:R78023
<b>(273)</b>	1/129	Pipe 3	1	S4-50°w/- 750w	House Down	R355, T:R78023
	"	"	2	"	"	"
<b>(274)</b>	1/79	Pipe 8	5	S4-50°w/- 750w	House Down	R355, T:R78023
	"	Pipe 5	8	"	"	"
<b>(275)</b>	1/5	F3	3	S4-50°w/- 750w	House Light	R355, T:R78023
<b>(276)</b>	1/15	Pipe 15	2	S4-50°w/- 750w	House Light	R355, T:R78023
	"	"	3	"	"	"
<b>(280)</b>	1/170	Flying	5	Practical Fixturew/- 120w	Subway Lamps	-, T:-
<b>(281)</b>	1/3	Flying	6	Practical Fixturew/- 120w	Subway Lamps	-, T:-
<b>(282)</b>	1/36	Flying	1	Practical Fixturew/- 100w	Marisol's Apt.	-, T:-
<b>(283)</b>	1/112	Flying	4	Practical Fixturew/- 100w	June's Apt.	-, T:-
<b>(284)</b>	1/37	Flying	2	Practical Fixturew/- 75w	Office Light	Reveal White, T:-
	1/176	"	3	"	"	"
<b>(291)</b>	1/109	Header	2	Clear Chandelier Bulbw/- 40w	Stars	N/A, T:-
	"	"	15	"	"	"
	"	"	16	"	"	"
	"	"	19	"	"	"
	"	"	20	"	"	"
	"	"	23	"	"	"
<b>(292)</b>	1/73	Header	1	Clear Chandelier Bulbw/- 40w	Stars	N/A, T:-
	"	"	4	"	"	"
	"	"	10	"	"	"
	"	"	13	"	"	"
	"	"	18	"	"	"
	"	"	24	"	"	"
	"	"	29	"	"	"

Channel	Dim	Position	U#	Type, Accessories, Watts	Purpose	Color & Template
<b>(293)</b>	1/137	Header	11	Clear Chandelier Bulbw/- 40w	Stars	N/A, T:-
	"	"	12	"	"	"
	"	"	22	"	"	"
	"	"	25	"	"	"
	"	"	30	"	"	"
<b>(295)</b>	1/163	Header	3	Clear Chandelier Bulbw/- 40w	Stars String	N/A, T:-
	"	"	5	"	"	"
	"	"	6	"	"	"
	"	"	7	"	"	"
	"	"	8	"	"	"
	"	"	9	"	"	"
	"	"	14	"	"	"
	"	"	17	"	"	"
	"	"	21	"	"	"
	"	"	26	"	"	"
	"	"	27	"	"	"
	"	"	28	"	"	"
	"	"	31	"	"	"
	"	"	32	"	"	"
	"	"	33	"	"	"
"	"	34	"	"	"	
"	"	35	"	"	"	
"	"	36	"	"	"	
"	"	37	"	"	"	
<b>(300)</b>	3/402	H1	2	Unique Hazerw/-	Haze Intensity	N/C, T:-
<b>(301)</b>	3/401	H1	1	Unique Hazerw/-	Fan	N/C, T:-
<b>(311)</b>	1/17	I-Beams	1	Star Strobew/-	lightening	N/A, T:-
<b>(312)</b>	1/156	I-Beams	2	Star Strobew/-	lightening	N/A, T:-
<b>(313)</b>	1/171	I-Beams	3	Star Strobew/-	lightening	N/A, T:-
<b>(314)</b>	1/70	I-Beams	4	Star Strobew/-	lightening	N/A, T:-
<b>(315)</b>	1/172	I-Beams	5	Star Strobew/-	lightening	N/A, T:-
<b>(316)</b>	1/108	I-Beams	6	Star Strobew/-	lightening	N/A, T:-
<b>(320)</b>	1/150	East Wall 12' Un.	2	S4 PAR NSPw/- 750w	Door Blast	N/C, T:-
<b>(321)</b>	1/41	Pipe 13	7	S4 PAR VNSPw/- 750w	Salt Down	N/C, T:-
<b>(325)</b>	1/175	East Wall 12' Un.	1	S4-19"w/- 750w	Crown Back	N/C, T:N/A

Channel	Dim	Position	U#	Type, Accessories, Watts	Purpose	Color & Template
<b>(326)</b>	1/167	North Wall 16' Un.		S4-19° 750w	Twin Spin	R16
<b>(327)</b>	1/4	East Wall 16' Un.		S4-19° 750w	Crown	
<b>(330)</b>	1/191	Floor Mount	18	S4-36°w/- 750w	Fire Support	N/C, T:Glass Gobo w/ Rotating Temps
	2/6	"	21	"	"	"
<b>(331)</b>	2/13					
	1/192	Twin Spin			Twin Spin	
<b>(335)</b>				Par 750w	Door Light	R79
<b>(340)</b>				S4-26° 750w	Aisle Light	R09
<b>(345)</b>				S4-19° 750w	Fire Support	Red
<b>(346)</b>				S4-19° 750w	Fire Support	Orange
<b>(347)</b>				S4-19° 750w	Fire Support	Red
<b>(350)</b>	3/501					
<b>(351)</b>	3/502					
<b>(360)</b>				S4-26° 750w	Sign Interp Special	201/2
<b>(365)</b>				S4-26° 750w	Flag Special	N/C
<b>(370)</b>				S4-36° 750w	Corner Special	R99, T:?
<b>(371)</b>				S4-36° 750w	Corner Special	R99
<b>(372)</b>				S4-36° 750w	Corner Special	R99, T:?
<b>(373)</b>				S4-36° 750w	Corner Special	R99
<b>(400)</b>				Clip Light	FSO Light	
				"	"	
				"	"	





**West Wall 12' Un.**

U#	Purpose	Type & Accessories	Watts	Color	Template	Dim	Chan
1	Under Escape	S4-36°w/-	750w	R362	R77572	1/153	(141)

**West Wall 16' Un.**

U#	Purpose	Type & Accessories	Watts	Color	Template	Dim	Chan
1	Window Slash	S4-36°w/-	750w	R360	R7798	1/164	(181)
2	Header Highlight	S4-26°w/-	750w	R360	R7798	1/154	(204)

**South Wall 16' Un.**

U#	Purpose	Type & Accessories	Watts	Color	Template	Dim	Chan
1	Header Highlight	S4-26°w/-	750w	R360	R7798	1/152	(203)
2	Window Slash	S4-36°w/-	750w	R360	R7798	1/155	(182)

**Floor Mount**

U#	Purpose	Type & Accessories	Watts	Color	Template	Dim	Chan
	Grating Underlight	3 Cir 6'4" ZipStripw/-	750w	N/C	-	1/185	(175)
	Grating Underlight	3 Cir 6'4" ZipStripw/-	750w	R80	-		(177)
	Grating Underlight	3 Cir 6'4" ZipStripw/-	750w	R80	-	1/184	(166)
	Grating Underlight	3 Cir 6'4" ZipStripw/-	750w	N/C	-		(175)
	Grating Underlight	Flood Lightw/-	300w	R79	-	1/182	(164)
	Grating Underlight	3 Cir 6'4" ZipStripw/-	750w	R80	-		(166)
	Grating Underlight	3 Cir 6'4" ZipStripw/-	750w	R80	-	1/178	(177)
	Grating Underlight	Flood Lightw/-	300w	R79	-		(164)
	Grating Underlight	3 Cir 6'4" ZipStripw/-	750w	N/C	-	1/179	(175)
	Grating Underlight	3 Cir 6'4" ZipStripw/-	750w	R80	-		(177)
	Grating Underlight	3 Cir 6'4" ZipStripw/-	750w	N/C	-		(175)
	Grating Underlight	3 Cir 6'4" ZipStripw/-	750w	R80	-	1/187	(177)
1	Burial Underlight	Flood Lightw/-	300w	N/C	-	2/11	(167)
1	Grating Underlight	3 Cir 6'4" ZipStripw/-	750w	R67	-	1/177	(176)
1	Grating Underlight	3 Cir 6'4" ZipStripw/-	750w	R67	-	1/183	(165)
1	Understage Lighting	Blue Rope Lightw/-		Blue	-	2/14	(161)
2	Understage Lighting	White Rope Lightw/-		White	-	2/15	(162)
2	Cross Underlight	Flood Lightw/-	300w	N/C	-	2/19	(163)
2	Grating Underlight	3 Cir 6'4" ZipStripw/-	750w	R67	-	1/186	(176)
2	Grating Underlight	3 Cir 6'4" ZipStripw/-	750w	R67	-		(165)
3	Garbage Fire	3" Fresnelw/-		R18	-	2/9	(154)
3	Grating Underlight	3 Cir 6'4" ZipStripw/-	750w	R67	-		(176)
4	Grating Underlight	3 Cir 6'4" ZipStripw/-	750w	R67	-		(176)
6	Audience Blast	14" Scoopw/-	1kw	R117	-	1/189	(241)
7	Audience Blast	14" Scoopw/-	1kw	R117	-	2/1	(241)
8	Audience Blast	14" Scoopw/-	1kw	R117	-	2/2	(241)
11	Audience Blast	14" Scoopw/-	1kw	R117	-	2/3	(241)
12	Audience Blast	14" Scoopw/-	1kw	R117	-	2/4	(241)
13	Audience Blast	14" Scoopw/-	1kw	R117	-	2/7	(241)
14	Audience Blast	14" Scoopw/-	1kw	R117	-	2/10	(241)
15	Audience Blast	14" Scoopw/-	1kw	R117	-	2/12	(241)
16	Stairs Up Light	S4 PAR NSPw/-	750w	R06	-	1/190	(143)
17	Stairs Up Light	S4 PAR NSPw/-	750w	R06	-		(143)
18	Fire Support	S4-36" w/-	750w	N/C	Glass Gobo w/ Rotating Temps	1/191	(330)
19	Fire Escape Up Light	S4 PAR NSPw/-	750w	R06	-	2/5	(142)
20	Fire Escape Up Light	S4 PAR NSPw/-	750w	R06	-		(142)

**Floor Mount**

U#	Purpose	Type & Accessories	Watts	Color	Template	Dim	Chan
21	Fire Support	S4-36°w/-	750w	N/C	Glass Gobo w/ Rotating Temps	2/6	(330)

**Flying**

U#	Purpose	Type & Accessories	Watts	Color	Template	Dim	Chan
1	Marisol's Apt.	Practical Fixturew/-	100w	-	-	1/36	(282)
2	Office Light	Practical Fixturew/-	75w	Reveal White	-	1/37	(284)
3	Office Light	Practical Fixturew/-	75w	Reveal White	-	1/176	(284)
4	June's Apt.	Practical Fixturew/-	100w	-	-	1/112	(283)
5	Subway Lamps	Practical Fixturew/-	120w	-	-	1/170	(280)
6	Subway Lamps	Practical Fixturew/-	120w	-	-	1/3	(281)
7	Crown Box	TBAw/-		N/C	-		(215)

**HD2**

U#	Purpose	Type & Accessories	Watts	Color	Template	Dim	Chan
1	Down Light	S4-36°w/-	750w	Fader	AP4004	1/30	(1)
1	Down Light	M Faderw/-		DMX 3.64	-		(1)
2	Down Light	S4-36°w/-	750w	Fader	AP4004	1/139	(2)
2	Down Light	M Faderw/-		DMX 3.43	-		(2)
3	Down Light	M Faderw/-		DMX 3.58	-		(3)
3	Down Light	S4-36°w/-	750w	Fader	AP4004	1/140	(3)
4	Grating Lane	S4-26°w/-	750w	R360	R7228	1/52	(232)
5	Hallway Top	S4-36°w/-	750w	R362	-	1/86	(125)

**HD4**

U#	Purpose	Type & Accessories	Watts	Color	Template	Dim	Chan
1	Top X C	S4-50°w/-	750w	N/C	R77271	1/28	(86)
2	Down Light	M Faderw/-		DMX 3.49	-		(11)
2	Down Light	S4-36°w/-	750w	Fader	AP4004	1/27	(11)
3	Header Blue	Flood Lightw/-	300w	R79	-	1/97	(211)
4	Stairs Top	S4-36°w/-	750w	R360	-	1/26	(140)
5	Stairs Top	S4-36°w/-	750w	R360	-	1/25	(139)
6	Header Blue	Flood Lightw/-	300w	R79	-	1/97	(211)
7	Down Light	M Faderw/-		DMX 3.97	-		(12)
7	Down Light	S4-36°w/-	750w	Fader	AP4004	1/98	(12)
8	Header Blue	Flood Lightw/-	300w	R79	-	1/97	(211)
9	Marisol Bed Special	S4-26°w/-	750w	R360	-	1/138	(159)
10	Down Light	M Faderw/-		DMX 3.100	-		(13)
10	Down Light	S4-36°w/-	750w	Fader	AP4004	1/48	(13)
11	Top X C	S4-50°w/-	750w	N/C	R77271	1/53	(88)

**HD3**

U#	Purpose	Type & Accessories	Watts	Color	Template	Dim	Chan
1	Down Light	M Faderw/-		DMX 3.91	-		(6)
1	Down Light	S4-36°w/-	750w	Fader	AP4004	1/29	(6)
2	Down Light	M Faderw/-		DMX 3.46	-		(7)
2	Down Light	S4-36°w/-	750w	Fader	AP4004	1/50	(7)
3	Down Light	M Faderw/-		DMX 3.52	-		(8)
3	Down Light	S4-36°w/-	750w	Fader	AP4004	1/49	(8)
4	Grating Lane	S4-26°w/-	750w	R360	R7228	1/52	(232)
5	Grating Lane	S4-26°w/-	750w	R360	R7228	1/52	(232)

**HD1**

U#	Purpose	Type & Accessories	Watts	Color	Template	Dim	Chan
1	Top X C	S4-50°w/-	750w	N/C	R77271	1/95	(82)
2	Grating Lane	S4-26°w/-	750w	R360	R7228	1/96	(231)
3	Header Blue	Flood Lightw/-	300w	R79	-	1/93	(212)
4	Header Blue	Flood Lightw/-	300w	R79	-	1/93	(212)
5	Grating Lane	S4-26°w/-	750w	R360	R7228	1/96	(231)
6	Header Blue	Flood Lightw/-	300w	R79	-	1/93	(212)
7	Grating Lane	S4-26°w/-	750w	R360	R7228	1/96	(231)
8	Top X C	S4-50°w/-	750w	N/C	R77271	1/142	(84)

**HD5**

U#	Purpose	Type & Accessories	Watts	Color	Template	Dim	Chan
1	VL	VL1000 TSw/-	1kw	DMX 3.321	-	1/94	(101)

**G2**

U#	Purpose	Type & Accessories	Watts	Color	Template	Dim	Chan
1	VL	VL1000 TSw/-	1kw	DMX 3.261	-	1/76	(104)
2	Top X C	S4-36°w/-	750w	N/C	R77271	1/75	(83)

**Pipe 14**

U#	Purpose	Type & Accessories	Watts	Color	Template	Dim	Chan
1	Angel Back	S4 PAR MFLw/-	750w	L201	-	1/34	(134)
2	Angel Back	S4 PAR MFLw/-	750w	L201	-	1/34	(134)
3	Outer Down	S4-50°w/-	750w	L712	R7747	1/63	(34)
4	US Fill Light	S4-26°w/-	750w	G880	-	1/60	(72)
5	US Fill Light	S4-36°w/-	750w	G880	-	1/58	(75)
6	US Fill Light	S4-26°w/-	750w	G880	-	1/56	(76)
7	US Fill Light	S4-36°w/-	750w	G880	-	1/55	(73)
8	Top X C	S4-36°w/-	750w	N/C	R77271	1/16	(87)
9	VL	VL1000 TSw/-	1kw	DMX 3.231	-	1/14	(105)
10	SR Fill Light	S4-26°w/-	750w	R362	-	1/8	(66)
11	Aisle Light	S4 PAR MFLw/-	750w	N/C	-	1/11	(266)
12	SR Fill Light	S4-36°w/-	750w	R362	-	1/10	(63)
13	SR Fill Light	S4-36°w/-	750w	R362	-	1/44	(62)
14	Hallway Back	S4-26°w/-	750w	G880	-	1/45	(127)
15	Outer Down	S4-36°w/-	750w	L712	AP4004	1/46	(23)

**C2**

U#	Purpose	Type & Accessories	Watts	Color	Template	Dim	Chan
1	House	S4-50°w/-	750w	R355	R78023	1/74	(271)
2	VL	VL1000 TSw/-	1kw	DMX 3.351	-	1/72	(102)
3	Top X C	S4-36°w/-	750w	N/C	R77271	1/71	(85)
4	House	S4-50°w/-	750w	R355	R78023	1/74	(271)

**Pipe 4**

U#	Purpose	Type & Accessories	Watts	Color	Template	Dim	Chan
1	SI Fill Light	S4-26°w/-	750w	G880	-	1/143	(55)
2	SI Fill Light	S4-36°w/-	750w	G880	-	1/144	(52)
3	Outer Down	S4-50°w/-	750w	L712	R7747	1/145	(38)
4	SI Fill Light	S4-26°w/-	750w	G880	-	1/136	(54)
5	SI Fill Light	S4-36°w/-	750w	G880	-	1/135	(51)
6	Top X C	S4-36°w/-	750w	N/C	R77271	1/132	(81)
7	VL	VL1000 TSw/-	1kw	DMX 3.3291	-	1/133	(103)
8	Aisle Light	S4 PAR MFLw/-	750w	N/C	-	1/131	(262)
9	DS Fill Light	S4-36°w/-	750w	R362	-	1/130	(41)
10	DS Fill Light	S4-26°w/-	750w	R362	-	1/125	(44)
11	DS Fill Light	S4-36°w/-	750w	R362	-	1/128	(42)
12	Aisle Light	S4-26°w/-	750w	N/C	-	1/119	(264)
13	DS Fill Light	S4-26°w/-	750w	R362	-	1/116	(45)
14	Subway Pole Slash	S4-26°w/-	750w	R87	-	1/115	(146)

**Pipe 15**

U#	Purpose	Type & Accessories	Watts	Color	Template	Dim	Chan
1	Angel Back	S4 PAR WFLw/-	750w	L201	-	1/31	(132)
2	House Light	S4-50°w/-	750w	R355	R78023	1/15	(276)
3	House Light	S4-50°w/-	750w	R355	R78023	1/15	(276)
4	Garbage Pile Slash	S4-26°w/-	750w	R360	R77572	1/13	(157)
5	SR Fill Light	S4-26°w/-	750w	R362	-	1/1	(65)

**C3**

U#	Purpose	Type & Accessories	Watts	Color	Template	Dim	Chan
1	Outer Down	S4-50°w/-	750w	L712	R7747	1/32	(35)
2	Angel Back	S4 PAR WFLw/-	750w	L201	-	1/31	(132)

**Pipe 13**

U#	Purpose	Type & Accessories	Watts	Color	Template	Dim	Chan
1	Outer Down	S4-50°w/-	750w	L712	R7747	1/66	(34)
2	Outer Down	S4-36°w/-	750w	L712	R7747	1/59	(31)
3	Outer Down	S4-36°w/-	750w	L712	R7747	1/59	(31)
4	Outer Down	S4-36°w/-	750w	L712	R7747	1/51	(32)
5	Outer Down	S4-36°w/-	750w	L712	R7747	1/51	(32)
6	Outer Down	S4-36°w/-	750w	L712	AP4004	1/43	(22)
7	Salt Down	S4 PAR VNSPw/-	750w	N/C	-	1/41	(321)

**Pipe 11**

U#	Purpose	Type & Accessories	Watts	Color	Template	Dim	Chan
1	US Fill Light	S4-36°w/-	750w	G880	-	1/68	(71)
2	US Fill Light	S4-26°w/-	750w	G880	-	1/69	(74)
3	Marisol Spot	S4-19°w/-	750w	N/C	-	1/65	(158)
4	SR Fill Light	S4-26°w/-	750w	R362	-	1/42	(64)
5	SR Fill Light	S4-36°w/-	750w	R362	-	1/40	(61)

**F3**

U#	Purpose	Type & Accessories	Watts	Color	Template	Dim	Chan
1	M Windows	S4-26°w/-	750w	-	-	1/7	(191)
2	M Windows	S4-26°w/-	750w	-	-	1/6	(192)
3	House Light	S4-50°w/-	750w	R355	R78023	1/5	(275)

**Pipe 16**

U#	Purpose	Type & Accessories	Watts	Color	Template	Dim	Chan
1	Angel Follow Spot	Arc Source Fresnelw/-	575w	L201	-	1/24	(131)
2	Angel Side	S4-36°w/-	750w	N/C	R726	1/23	(138)
3	Angel Side	S4-36°w/-	750w	N/C	R726	1/22	(137)

**Pipe 12 Low**

U#	Purpose	Type & Accessories	Watts	Color	Template	Dim	Chan
1	Angel House	S4 PAR NSPw/-	750w	L201	-	1/57	(258)
2	Angel House	S4 PAR NSPw/-	750w	L201	-	1/54	(257)

**Pipe 12**

U#	Purpose	Type & Accessories	Watts	Color	Template	Dim	Chan
1	Angel Top	S4-36°w/-	750w	R360	-	1/61	(136)

**D3**

U#	Purpose	Type & Accessories	Watts	Color	Template	Dim	Chan
1	Angel Top	S4-36°w/-	750w	R360	-	1/64	(135)
2	Stairs Side	S4-36°w/-	750w	R360	-	1/62	(147)

**Pipe 10**

U#	Purpose	Type & Accessories	Watts	Color	Template	Dim	Chan
1	Outer Down	S4-36°w/-	750w	L712	R7747	1/67	(30)
2	Angel House	S4 PAR NSPw/-	750w	L201	-	1/47	(256)
3	Outer Down	S4-36°w/-	750w	L712	AP4004	1/83	(21)
4	Garbage Pile Slash	S4-26°w/-	750w	R360	R77572	1/39	(156)

**Pipe 9**

U#	Purpose	Type & Accessories	Watts	Color	Template	Dim	Chan
1	Angel House	S4 PAR NSPw/-	750w	L201	-	1/100	(251)
2	Hallway Top	S4-26°w/-	750w	R362	-	1/141	(126)
3	Aisle Light	S4 PAR MFLw/-	750w	N/C	-	1/114	(265)

**D2**

U#	Purpose	Type & Accessories	Watts	Color	Template	Dim	Chan
1	Angel House	S4 PAR NSPw/-	750w	L201	-	1/101	(252)
2	Outer Down	S4-36°w/-	750w	L712	R7747	1/99	(33)

**Pipe 7 Low**

U#	Purpose	Type & Accessories	Watts	Color	Template	Dim	Chan
1	SI Fill Light	S4-36°w/-	750w	G880	-	1/102	(53)
2	SI Fill Light	S4-26°w/-	750w	G880	-	1/103	(56)
3	DS Fill Light	S4-36°w/-	750w	R362	-	1/80	(43)
4	DS Fill Light	S4-26°w/-	750w	R362	-	1/81	(46)

**Pipe 6**

U#	Purpose	Type & Accessories	Watts	Color	Template	Dim	Chan
1	Angel House	S4 PAR NSPw/-	750w	L201	-	1/91	(253)
2	Angel House	S4 PAR NSPw/-	750w	L201	-	1/90	(254)

**Pipe 8**

U#	Purpose	Type & Accessories	Watts	Color	Template	Dim	Chan
1	Aisle Light	S4 PAR MFLw/-	750w	N/C	-	1/104	(261)
2	Outer Down	S4-36°w/-	750w	L712	R7747	1/105	(29)
3	Outer Down	S4-36°w/-	750w	L712	R7747	1/105	(29)
4	Angel House	S4 PAR NSPw/-	750w	L201	-	1/89	(255)
5	House Down	S4-50°w/-	750w	R355	R78023	1/79	(274)

**F2**

U#	Purpose	Type & Accessories	Watts	Color	Template	Dim	Chan
2	Outer Down	S4-36°w/-	750w	L712	R7747	1/85	(25)
3	Outer Down	S4-36°w/-	750w	L712	R7747	1/82	(24)

**H2**

U#	Purpose	Type & Accessories	Watts	Color	Template	Dim	Chan
1	Subway Windows	S4-26°w/-	750w	R87	-	1/78	(114)
2	Subway Windows	S4-26°w/-	750w	R87	-	1/77	(115)

**H1**

U#	Purpose	Type & Accessories	Watts	Color	Template	Dim	Chan
1	Fan	Unique Hazerw/-		N/C	-	3/401	(301)
1	Subway Windows	S4-26°w/-	750w	R87	-	1/117	(113)
2	Haze Intensity	Unique Hazerw/-		N/C	-	3/402	(300)

**Pipe 2 Low**

U#	Purpose	Type & Accessories	Watts	Color	Template	Dim	Chan
2	Subway Windows	S4-26°w/-	750w	R87	-	1/122	(112)

**Pipe 5**

U#	Purpose	Type & Accessories	Watts	Color	Template	Dim	Chan
1	House Down	S4-50°w/-	750w	R355	R78023	1/110	(272)
2	Outer Down	S4-36°w/-	750w	L712	R7747	1/92	(28)
3	Green Snow	Snow Boxw/-		N/C	-	1/107	(152)
4	White Snow	Snow Boxw/-		N/C	-	1/106	(151)
5	Outer Down	S4-36°w/-	750w	L712	R7747	1/88	(27)
6	Outer Down	S4-36°w/-	750w	L712	R7747	1/87	(26)
7	Aisle Light	S4 PAR MFLw/-	750w	N/C	-	1/84	(263)
8	House Down	S4-50°w/-	750w	R355	R78023	1/79	(274)

**F1**

U#	Purpose	Type & Accessories	Watts	Color	Template	Dim	Chan
1	Subway Pole Slash	S4-26°w/-	750w	R87	-	1/126	(145)
2	Outer Down	S4-36°w/-	750w	L712	R7747	1/127	(37)

**Pipe 3**

U#	Purpose	Type & Accessories	Watts	Color	Template	Dim	Chan
1	House Down	S4-50°w/-	750w	R355	R78023	1/129	(273)
2	House Down	S4-50°w/-	750w	R355	R78023	1/129	(273)
3	Subway Pole Slash	S4-26°w/-	750w	R87	-	1/121	(145)
4	Subway Pole Slash	S4-26°w/-	750w	R87	-	1/120	(146)

**C1**

U#	Purpose	Type & Accessories	Watts	Color	Template	Dim	Chan
1	Office Windows	S4-26°w/-	750w	R02	-	1/111	(195)
2	Office Windows	S4-26°w/-	750w	R02	-	1/111	(195)

**Pipe 1**

U#	Purpose	Type & Accessories	Watts	Color	Template	Dim	Chan
1	Aisle Light	6" Fresw/-	750w	N/C	-	1/134	(268)
2	Aisle Light	6" Fresw/-	750w	N/C	-	1/134	(268)
3	Aisle Light	6" Fresw/-	750w	N/C	-	1/118	(267)

**Pipe A**

U#	Purpose	Type & Accessories	Watts	Color	Template	Dim	Chan
1	Stairs Up Support	S4 PAR WFLw/-	750w	L201	-	1/158	(133)
2	Aisle Light	6" Fresw/-	750w	N/C	-	1/157	(269)

**Pipe J**

U#	Purpose	Type & Accessories	Watts	Color	Template	Dim	Chan
1	Aisle Light	6" Fresw/-	750w	N/C	-	1/118	(267)

**I-Beams**

U#	Purpose	Type & Accessories	Watts	Color	Template	Dim	Chan
1	lightening	Star Strobew/-		N/A	-	1/17	(311)
2	lightening	Star Strobew/-		N/A	-	1/156	(312)
3	lightening	Star Strobew/-		N/A	-	1/171	(313)
4	lightening	Star Strobew/-		N/A	-	1/70	(314)
5	lightening	Star Strobew/-		N/A	-	1/172	(315)
6	lightening	Star Strobew/-		N/A	-	1/108	(316)

**Header**

U#	Purpose	Type & Accessories	Watts	Color	Template	Dim	Chan
1	Stars	Clear Chandelier Bulbw/-	40w	N/A	-	1/73	(292)
2	Stars	Clear Chandelier Bulbw/-	40w	N/A	-	1/109	(291)
3	Stars String	Clear Chandelier Bulbw/-	40w	N/A	-	1/163	(295)
4	Stars	Clear Chandelier Bulbw/-	40w	N/A	-		(292)
5	Stars String	Clear Chandelier Bulbw/-	40w	N/A	-		(295)
6	Stars String	Clear Chandelier Bulbw/-	40w	N/A	-		(295)
7	Stars String	Clear Chandelier Bulbw/-	40w	N/A	-		(295)
8	Stars String	Clear Chandelier Bulbw/-	40w	N/A	-		(295)
9	Stars String	Clear Chandelier Bulbw/-	40w	N/A	-		(295)
10	Stars	Clear Chandelier Bulbw/-	40w	N/A	-		(292)
11	Stars	Clear Chandelier Bulbw/-	40w	N/A	-	1/137	(293)
12	Stars	Clear Chandelier Bulbw/-	40w	N/A	-		(293)
13	Stars	Clear Chandelier Bulbw/-	40w	N/A	-		(292)
14	Stars String	Clear Chandelier Bulbw/-	40w	N/A	-		(295)
15	Stars	Clear Chandelier Bulbw/-	40w	N/A	-		(291)
16	Stars	Clear Chandelier Bulbw/-	40w	N/A	-		(291)
17	Stars String	Clear Chandelier Bulbw/-	40w	N/A	-		(295)
18	Stars	Clear Chandelier Bulbw/-	40w	N/A	-		(292)
19	Stars	Clear Chandelier Bulbw/-	40w	N/A	-		(291)
20	Stars	Clear Chandelier Bulbw/-	40w	N/A	-		(291)
21	Stars String	Clear Chandelier Bulbw/-	40w	N/A	-		(295)
22	Stars	Clear Chandelier Bulbw/-	40w	N/A	-		(293)
23	Stars	Clear Chandelier Bulbw/-	40w	N/A	-		(291)
24	Stars	Clear Chandelier Bulbw/-	40w	N/A	-		(292)
25	Stars	Clear Chandelier Bulbw/-	40w	N/A	-		(293)
26	Stars String	Clear Chandelier Bulbw/-	40w	N/A	-		(295)
27	Stars String	Clear Chandelier Bulbw/-	40w	N/A	-		(295)
28	Stars String	Clear Chandelier Bulbw/-	40w	N/A	-		(295)
29	Stars	Clear Chandelier Bulbw/-	40w	N/A	-		(292)
30	Stars	Clear Chandelier Bulbw/-	40w	N/A	-		(293)
31	Stars String	Clear Chandelier Bulbw/-	40w	N/A	-		(295)
32	Stars String	Clear Chandelier Bulbw/-	40w	N/A	-		(295)
33	Stars String	Clear Chandelier Bulbw/-	40w	N/A	-		(295)
34	Stars String	Clear Chandelier Bulbw/-	40w	N/A	-		(295)
35	Stars String	Clear Chandelier Bulbw/-	40w	N/A	-		(295)
36	Stars String	Clear Chandelier Bulbw/-	40w	N/A	-		(295)
37	Stars String	Clear Chandelier Bulbw/-	40w	N/A	-		(295)

**H3**

U#	Purpose	Type & Accessories	Watts	Color	Template	Dim	Chan
1	Window Back	S4-26°w/-	750w	R360	R77572	1/38	(129)

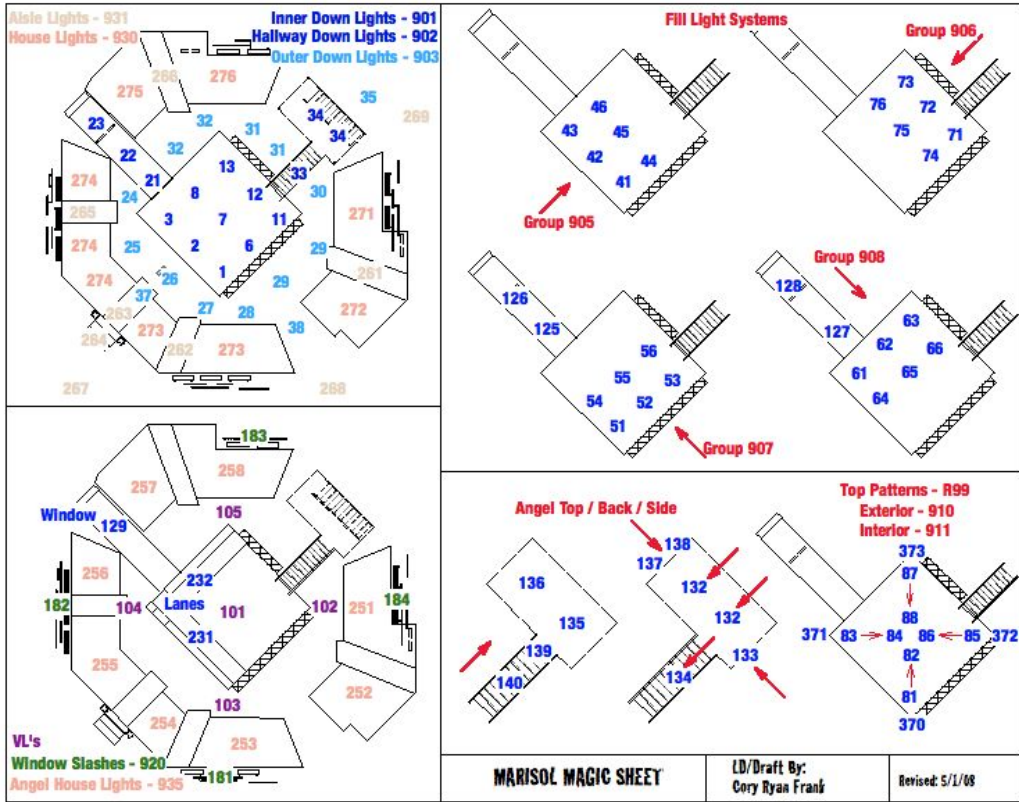
**Twin Spin**

U#	Purpose	Type & Accessories	Watts	Color	Template	Dim	Chan
	Twin Spin					1/192	(331)

Items WITHOUT Position:

U#	Purpose	Type & Accessories	Watts	Color	Template	Dim	Chan
						2/8	(168)
						2/20	(169)
						2/13	(331)
						3/501	(350)
						3/502	(351)
	FSO Light	Clip Light					(400)
	Corner Special	S4-36°	750w	R99			(371)
	Aisle Light	S4-26°	750w	R09			(340)
	Fire Support	S4-19°	750w	Red			(345)
	Grating Underlight	Flood Light	350w	R79			(164)
	Grating Underlight	Flood Light	300w	R79			(164)
	Flag Special	S4-26°	750w	N/C			(365)
	Corner Special	S4-36°	750w	R99	?		(370)
	Door Light	Par	750w	R79			(335)
	Corner Special	S4-36°	750w	R99	?		(372)
	Corner Special	S4-36°	750w	R99			(373)
	Fire Support	S4-19°	750w	Orange			(346)
	Grating Underlight	Flood Light	350w	R79			(164)
	Fire Support	S4-19°	750w	Red			(347)
	FSO Light	Clip Light					(400)
	Grating Underlight	Flood Light	300w	R79			(164)
	Sign Interp Special	S4-26°	750w	201/2			(360)
	FSO Light	Clip Light					(400)

## APPENDIX C: MAGIC SHEET



<p><b>SUBWAY</b></p> <ul style="list-style-type: none"> <li>112 - SR Window</li> <li>113 - Center Window</li> <li>114 - SL Window</li> <li>115 - Far SL Window</li>   <li>123 - Subway Lane Back</li> <li>146 - Pole Slashes</li> <li>280 - Subway Lamp</li> <li>281 - Subway Lamp</li> </ul> <p><b>MARISOL's Apt.</b></p> <ul style="list-style-type: none"> <li>159 - Bed Special</li> <li>192 - Daytime Window</li> <li>282 - Bedroom Light</li> <li>340 - Bathroom Hallway</li> <li>320 - Door Blast</li> <li>321 - Salt Down</li> </ul> <p><b>ANGEL</b></p> <ul style="list-style-type: none"> <li>131 - HID</li> <li>147 - Wings</li> </ul> <p><b>OFFICE</b></p> <ul style="list-style-type: none"> <li>195 - Windows</li> <li>284 - Practicals</li> </ul> <p><b>June's Apt.</b></p> <ul style="list-style-type: none"> <li>283 - Practical</li> </ul>	<p><b>FIRE ESCAPE</b></p> <ul style="list-style-type: none"> <li>141 - Under Escape</li> <li>142 - FE Uplight</li> <li>143 - Stairs Uplight</li> <li>345, 346, 347 - Garbage Fire</li> </ul> <p><b>HEADER</b></p> <ul style="list-style-type: none"> <li>201-204 - Header Highlights</li> <li>365 - Flag</li> <li>291 - Header Stars</li> <li>292 - Header Stars</li> <li>293 - Header Stars</li> <li>295 - Header String Stars</li> </ul> <p><b>CROWN BOX</b></p> <ul style="list-style-type: none"> <li>215 - Inside Light</li> <li>326 - Crown Down</li> <li>325, 326, 327 - Crown Back</li> </ul> <p><b>Lightening</b></p> <ul style="list-style-type: none"> <li>311 - DL</li> <li>312 - DC</li> <li>313 - DR</li> <li>314 - UL</li> <li>315 - UC</li> <li>316 - UR</li> </ul> <p style="text-align: center;"><b>Group 925</b></p> <p><b>MARISOL MAGIC SHEET</b> LD/Draft By: Cory Ryan Frank Revised: 5 / 1 / 08</p>	<p><b>GROUND UNITS</b></p> <ul style="list-style-type: none"> <li>153 - Garbage Fire</li>   <li>156 - DS Garbage Slash</li> <li>157 - US Garbage Slash</li>   <li>161 - Blue Rope Light</li> <li>162 - White Rope Light</li>   <li>163 - Burial Light</li> <li>167, 168, 169 - Crosses</li>   <li>164 - R80 Flood Lights</li> <li>165 - R67 Grating Strips</li> <li>166 - R80 Grating Strips</li>   <li>175 - R67 Window Strips</li> <li>176 - R80 Window Strips</li> <li>177 - N/C Window Strips</li>   <li>241 - Audience Blast</li> <li>330 - Fire Rotators</li> <li>331 - Rotators</li> </ul> <p><b>MISC</b></p> <ul style="list-style-type: none"> <li>152 - White Snow</li> <li>151 - Green Snow</li> <li>158 - Marisol Spot</li> <li>335 - Blue Door Blast</li>   <li>300 - Haze Fan</li> <li>301 - Haze Intensity</li> <li>360 - Sign Interp.</li> </ul>
------------------------------------------------------------------------------------------------------------------------------------------------------------------------------------------------------------------------------------------------------------------------------------------------------------------------------------------------------------------------------------------------------------------------------------------------------------------------------------------------------------------------------------------------------------------------------------------------------------------------------------------------------------------------------------------------------------------------------------------------------------------------------------------------------------------------------------------------------------------	------------------------------------------------------------------------------------------------------------------------------------------------------------------------------------------------------------------------------------------------------------------------------------------------------------------------------------------------------------------------------------------------------------------------------------------------------------------------------------------------------------------------------------------------------------------------------------------------------------------------------------------------------------------------------------------------------------------------------------------------------------------------------------------------------------------------------------------------------------------------------------------------------------------------------------	----------------------------------------------------------------------------------------------------------------------------------------------------------------------------------------------------------------------------------------------------------------------------------------------------------------------------------------------------------------------------------------------------------------------------------------------------------------------------------------------------------------------------------------------------------------------------------------------------------------------------------------------------------------------------------------------------------------------------------------------------------------------------------------------------------------------------------------------------------------------------------------------

## **APPENDIX C: CUE TRACK**

CE	TR	TIME	WT	PG	SCENE	CALL	LOOK	SPOTLIGHTS		
								1	2	3
1		3/5		1	PRE-SHOW		PRE-SIT LOOK (SUBWAY POLES, ANGEL, WINGS, BROWN)			
1.5		3								
2		3		1	PRE-SHOW	W/ CUE LIGHT	ACTORS ENTER STAGE			
2.5		3/5					BOOKS CLOSE			
3		5		1	PRE-SHOW	ACTORS IN PLACES	SUBWAY MOVEMENT			
4		5		1	PRE-SHOW	LINKED?	HOUSE 1/2 - MOVEMENT INC.			
5		5/7		1	PRE-SHOW	LINKED	HOUSE OUT - SUBWAY FULL			
6		3/5		1	PRE-SHOW	G.C. MAN - IN PLACES - CALL W/ SOUND	TRAIN SLOWS			
6.5		3/5					TRAIN STOPS			
7		3/5		1	PRE-SHOW	LINKED OR W/ SOUND	DOORS OPEN			
8		3/5		1	L.I	G.C. MAN ENTERS TRAIN	G.C. ON TRAIN			
9		3/5		2		W/ SOUND	TRAIN MOVEMENT STARTS			
9.5		3/5					MOVEMENT STOPS			
10		9/12		2		ANT. M X SL	OPEN UP SLOWLY			
10.5		3/5		1						

**Q TRACK : MARISSOL**  
 LIGHTING DESIGN: COREY RYAN FRANK

UNIVERSITY OF MARYLAND  
 DEPARTMENT OF THEATRE

5/3/08  
 2 OF 21

Q#	RL	TIME	WT	PC	SCENE	CALL	LOOK	SPOTLIGHTS		
								1	2	3
11										
12	RL	0	0	4		ANGEL REACTS - W/ BREAK SOUNDS	BLAST			
13		4/2	1	4		LINKED	JUST ANGEL AUTO FOLLOW			
13.5		5								
14	RL	7/10		5	1.2	M X TO GARBAGE CAN	SLOW FADE UP - GARBAGE CAN			
15										
16		2/5		5		ANGEL DESCENDS STAIRS	SPOT TO ANGEL DURING TRANSITION LIGHT			
17		6	2	5		APT. MARISSOL ENT.	ADD HALLWAY AND FR STAIRS			FR FR HORIZONTAL IN
18										
19		5		5		LINKED	APT. UP TO HALL			
20		1		5		M AND A STEP IN TO SPACE	FAST SWAP TO APT. LOOK	A 1/3/1.4	A 1/3/1.4	
21		15		6		M GOES TO SLEEP	SLOWLY TAKE ROOM DOWN			

1 OF 21  
 2 OF 21

CLIP	RE TIME	WT	PG	SCENE	CALL	LOOK	SPOTLIGHTS		
							1	2	3
22									
23	20	6			W/ YELLING BEANS	OUTSIDE PUSHING IN SLOW			
24	8	6			SONGAL VOICE	PUSH WINDOW			
25									
26	0	1	8		APT. GUN COCK SOUND	APT DOWN/SALT UP - FAST	4	4	4
26.5	RE								
27									
28	3/5	8			MARISOL APPROACHES RAILWAY	SLOW RESTORE 1/2			
29									
30	15/20	8			M RE-ENTERS APT.	APT UP/ SALT DOWN 1/2 - X FADE			
31	10	8			M TO BED	APT UP / SALT DOWN TELL			
32	15	8			M FALLS ASLEEP	TIME PASSES			

**Q TRACK : MARISOL**  
 LIGHTING DESIGN: COREY RYAN FRANK

UNIVERSITY OF MARYLAND  
 DEPARTMENT OF THEATRE

5/3/08  
 4 OF 21

CIE	H/L	TIME	WT	PG	SCENE	CALL	LOOK	SPOTLIGHTS		
								1	2	3
33	H/L	25	8	8	1.4	AMT. ANGLE BEGINNING	BEGIN DREAM LOOK BUILD	A. 1/3,1.4	FADE OUT 1/3,1.4	A. 1/3,1.4
34										
35										
36		10	9			A "THEY'RE SETTING ANOTHER..."	PUSH BED DREAM COLOR			
37		1/2								
38			9			A "SO WHAT DO YOU BELIEVE IN,..."	A TAKES CONTROL OF M - PUSH DREAM			
39		1/2	10			A "WHAT'S YOUR FAVORITE SMELL..."	OCEAN SMELL PASSES BY			
40		4/5	10			A "DO YOU LIKE SEX..."	SEX LOOK			
41		5/7	10			A "HERE'S YOUR BIG CHANCE, BABY..."	RESTORE DREAM LOOK - PUSH FURTHER	M. 1/3,1.6		
42										

CUE	RT	TIME	WT	PG	SCENE	CALL	LOOK	SPOTLIGHTS
43		10		10		M X OUT OF BED	ROOM EXPAND DREAM LOOK	1
44		15/20		11		A/M X TO FIRE ESCAPE STAIRS	PULL TO FE STAIRS	2 FADE OUT
45								3
46		15		12		ANT. X TO BED	OPEN UP TO BED	
47		10		12		BOTH ON BED	PULL IN TO BED	FADE BACK IN MUSIC UP
48		0	2'	13		A "I'VE BEEN ASKING MYSELF FOR A ..."	SWY-HEAR (1ST TIME)	
48.1		0	.5			HEAR	SWY-HEAR II	
48.2		0					SWY-OUT	
49		10		13		A "BECAUSE GOD IS OLD AND DYING..."	PULL TO BED	A. 1/3,1,4 M. 1/4,1,6 A. 1/3,1,4
50		1.6	1.6	13		A " AND I URGED THE HEAVENLY..."	STAIRS FLICKER	
50.1		1.6	.1.6					
50.2		1.6	.1.6					
50.3		1.6	1.6					
50.4		1.6	1.6					
50.5		1.6	1.6					
50.6		4/8				RESTORE		
51		3/5		14		M "OKAY, I WANNA WAKE UP NOW!"	BUILD ROOM TENSION	

**Q TRACK : MARISOL**  
 LIGHTING DESIGN: COREY RYAN FRANK

UNIVERSITY OF MARYLAND  
 DEPARTMENT OF THEATRE

5/3/08  
 6 OF 21

CUE	RL	TIME	WT	PG	SCENE	CALL	LOOK	SPOTLIGHTS		
								1	2	3
52				14						
53		0	1	14		A-TAND CREATION-WITH FINALLY BE...	SMT-WAR (2ND TIME)			
53.1		0	1							
53.2		0	1							
53.5		0					RESTORE			
54		4/7		15		ANGEL KISSES MARISOL	BUILD HEAD			
55		2	2.5	15		APT-ALARM CLOCK	STABS-FULL			
56	RL	0		15		W/ ALARM CLOCK SOUND	FAST RESTORE DAYTIME	OUT	OUT	OUT
57		3/5	4	15		TRANSITION	APT OUT - TRANSITION LOOK W/ ANGEL			TV 2 LIGHTS IN
58		8	6	15		IN TRANSITION...	ANGEL PULLS FOCUS			
59	RL	8		16		PRACTICALS FLY IN	PRACTICALS UP - OFFICE BASE			TV 4-ORIG LIGHTS IN
60		6	4	16	1.5	JUNE ENTERS	OFFICE BUILD			
61		3		16		APT. M ENT. OFFICE	OFFICE FULL - DAYTIME			

2 OF 17  
 2/3/08

CUE	HL	TIME	WT	PG	SCENE	CALL	LOOK	SPOTLIGHTS		
								1	2	3
62										
63		50	48	19		SMOKE PASSES OVER	LIGHT SHIRT - OUTSIDE DOWN			
64		40		19		LINKED	DARKNESS SLOW			
65										
66		20		20		JUNE EXITS	PULL TO SL DESK			
67		10				ANT. JC ENT.	JC LOOK			
68		30		20		M "I'M A BUSY WOMAN, SIR..."	BUILD CRAZY			
69				21		JC "I ONCE MET A MAN ON FIRE..."	CHAZY-MOBE			
70		10		21		J CHANGES JC OUT OF OFFICE	RESTORE			
71	HL	1/8	5	22		INTO TRANSITION	PRACTICALS OUT			INT. SC. OFFICE LUMENS SET

Q TRACK : **MARISOL**  
 LIGHTING DESIGN: COREY RYAN FRANK

UNIVERSITY OF MARYLAND  
 DEPARTMENT OF THEATRE

5/3/08  
 8 OF 21

CUE	RL	TIME	WT	PG	SCENE	CALL	LOOK	SPOTLIGHTS		
								1	2	3
72		7		22		LINNEED	OFFICE OUT - TRANSITION LOOK			
73		5		22		W/ PRACTICAL FLYING IN	PRACTICALS ON - 1ST. APT			
74										
75	RL	5/7		22	1.6	ACTORS SIT	JONES APT FULL			
76										
77		15		26		L "YOU WISH MOM HAD BROWNED..."	PULL IN			
78		10		27		LENNY RETURNS WITH KNIFE	BUILD THOSSON			
79		15		27		L "...I WAS RESUBJECTED..."	BUILD LENNY			
80				27		LINNEED	LENNY-SPOT			
81		25		28		J "I CAN'T DO THIS SHIT NO MORE..."	PULL IN			
82				28		N-TO WALKWAY	OPEN BUILD			

5/08/08  
 23/10/08

MARISOL  
 DESIGN: CORY RYAN FRANK

UNIVERSITY OF MARYLAND  
 DEPARTMENT OF THEATRE

5/3/08  
 9 OF 21

CUE	HL	TIME	WT	PG	SCENE	CALL	LOOK	SPOTLIGHTS		
								1	2	3
83		10		28		LONNY EXITS APT.	RESTORE OPENING APT. LOOK			
84										
85		12		30		"...SENDS OUT THE GHOULES AND THE..."	PULL IN TO JUNE			
86	HL	3/6		30		J "WHAT A DAY I'M HAVING..."	JUST JUNE - IN TRANSITION -			10' 2" ABOVE LIGHT 301
87	HL	8/12		30		BEH SET - M UNBREEZE	JUNE OUT - MARISOL APT LOOK UP			10' 8" ABOVE LIGHT 302
88	HL	12		30		J/L IN PLACES	J/L SPOTS W/ APT BASE LOOK			
89										
90		15		31	L7	START OF SCENE	M APT. AT NIGHT W/ J AND L			
91		30		31		L "...COMPOUNDS THE UNBREEZABLE..."	PULL TO J/L			
92		2	1	31		W/ HIT	J/L CHANGE			
93	HL	3/5		31		LINKED	VL ON J ONLY			

**Q TRACK : MARISOL**  
 LIGHTING DESIGN: CORY RYAN FRANK

UNIVERSITY OF MARYLAND  
 DEPARTMENT OF THEATRE

5/3/08  
 10 OF 21

CLUE	BL	TIME	WT	PG	SCENE	CALL	LOOK	SPOTLIGHTS		
								1	2	3
93.5		3/5								
94	BL	3/5		32	1.8	KNOCK AT THE DOOR	TRILT IN M APT.			
95		3/5		32		LENNY ENTERS	L TENSION			
96				32		LENNY HOLDS OUT FLOWERS	CHANGE OF HEART			
97		6		33		M "DID YOU HEAR HER-?"	PULL TO L AND M			
98		7/12		33		L "DON'T BE THIS WAY..."	OPEN UP			
99		10		35		L "YOU DON'T LOVE ME!..."	BUILD TENSION			
100		10/20		36		L "BUT I'M JUST A GUY TRYING TO BE..."	PULL IN			
101		15		36		M "RIGHT NOW!"	TENSION BUILD			
102		10		36		L "MARISOL, WE COULD HAVE A BABY..."	BUILD			
103		9/12		36		M RAISES GOLF CLUB AT L	SLOW MOTION			

UNIVERSITY OF MARYLAND

5/3/08  
 21/21

CUE	RL	TIME	WT	PG	SCENE	CALL	LOOK	SPOTLIGHTS		
								1	2	3
104	RL	2/4		36		L FALLS	L FALLS - RESTORE MOTION			
105										
106	RL	8/20		37	1.9	TRANSITION TO NEXT SCENE	ANGEL			
107		3/5		37		M @ FIRE ESCAPE	VL @ FE	A		A
108		7		37		WINGS HANDED OVER		1/3,1,4		1/3,1,4
109		6		37		A STARTS TO EXIT	PUSH M			
110	RL	2		37		"WAR?"	M PULL IN			
111	RL	0		37		BLACKOUT	BLACKOUT			OUT
112	RL	0								
113										
114	RL	6		25						

**Q TRACK : MARISOL**  
 LIGHTING DESIGN: COREY RYAN FRANK

UNIVERSITY OF MARYLAND  
 DEPARTMENT OF THEATRE

5/3/08  
 12 OF 21

CUE	RI	TIME	WT	PG	SCENE	CALL	LOOK	SPOTLIGHTS		
								1	2	3
115	RI	5/9	1.5	38	BREAK	ACTORS CLEAR OF STAGE	INTERMISSION LOOK - REVEALING ACT II SLIGHTLY			
116	RI	10	30			LINKED	HOUSE FUEL			
116.5	RI	20								
117	RI	5	8			PLACES	HOUSE 1/2			
118	RI	8	6			AIRBENT SEATED	HOUSE OUT			
119	RI	3/5	3			LINKED	STAGE OUT			
119.5	RI	3/5				AUTO FOLLOW WHILE DARK				
120	RI	1	2.5	40	2.1	ACTORS SET	M WHERE WE LEFT HER - GRATING LANE			
120.1	RI	10	4				M'S ON MARISOL			
120.3	RI	10								
121	RI	1:00	40			W/ M'S X	ACT II LOOK SLOWLY BUILDS			
122	RI	15	40			M "EXCUSE ME, MISS"	BUILD ACT II PLATFORM			
123	RI									
124	RI			42		WVF - ON GOB. I THOUGHT YOU WERE ..."	CHANGE IN TONE/EMOTION			

11 OF 21  
 2/3/08

CUE	RT	TIME	WT	PG	SCENE	CALL	LOOK	SPOTLIGHTS		
								1	2	3
125		50		43		WWE "THERE'S NO PROTECTION..."	RESTORE?			
126		20		44		WWE GRABS GOLD CLUB	CHANGE IN TONE AGAIN			
127	RT	20		44		ANT. ST ANT.	ADD LANE - SNEAK IN ST BASE DARKER			
128		20		44		ST "IT'S GETTING SO BAD, A GUY..."	BUILD LOOK			
129	RT	30/40		45		WWE EXITS	SINGLE LANE? HER LOOK GONE			
130		3	6	45		ANT. ST BOWING UP MAGNET	MAGNET MEMENTO			
131		3		45		ANT. ST PUTTING DOWN MAGNET	RESTORE			
132		25		46		ANT. ST STANDING UP	BUILD LOOK			
133		6		47		ST "WHAT?!! NO! YOUR NAME CAN'T..."	TENSION			
134		20		47		ST "A-HAI BEAD!"	BUILD CONFUSION			
135		5		48		ANT. RW ENTERS	SIGHT SHIRT			

Q TRACK : **MARISOL**  
 LIGHTING DESIGN: COREY RYAN FRANK

UNIVERSITY OF MARYLAND  
 DEPARTMENT OF THEATRE

5/3/08  
 14 OF 21

CUE	RT	TIME	WT	PG	SCENE	CALL	LOOK	SPOTLIGHTS		
								1	2	3
136		8		48		RIV EXITS	RESTORE			
137		6		48		ANT. SH. EXT.	BUILD SHIRT			
138		8		48		SH EXITS	RESTORE			
139										
140		12		49		ST REMOVES GLOVES	BUILD AND ADD SHADOWS			
141		20/30		50		ST REVEALS SKIN	BUILD LOOK MORE - ADD MORE SHADOWS			
142		40		50		M "VAN COITLANDT PARK?"	BUILDING CONFUSION MORE			
142.5		0	5	51		ANT-ST LINE "A FLASH OF LIGHT"	FLASH OF LIGHT?			
142.6		0					STROBES OUT			
143		10/20		51		M AND ST "I SPT AT HER."	PULL IN TO THEM			
144		15/20		52		ANT. KISS	ROMANTIC MOMENT TIGHT			
145		10/15		52		LINNEP	POST-KISS RESTORE			

13 OF 21  
 2/3/08

CUE	BT	TIME	WT	PG	SCENE	CALL	LOOK	SPOTLIGHTS		
								1	2	3
146		20/30		52		ST "SO? FEELIN' HOBBY?..."	OPEN UP			
146.5		3/5								
147	BT	8	8.5	52		ANT. SH ENT.	ADD FE UNDERNEATH			
147.1		10					BUILD BURNING IDEA BASE			
147.3		15	0							
147.5		15					FE UNDERNEATH OUT			
148		10		52		SH WAKES HM	EXPAND LOOK			
149	BT	.5	2	52		HM SET ON FIRE	FIRE LOOK			
149.5		6/5				HE EXITS				
150		10/15		52		SH AND HM EXITS	RESTORE STAGE			
151		8/12		53		ST "NO, I SAID! GET AWAY FROM ME!..."	BUILD TENSION			
152		0	.5	53		SMILING LIGHTS	SAY WAW			
152.1		0	.5							
152.2		0	.5							
152.3		0	.5							
152.5		8/0				RESTORE				
153		30/50		53		M "SOUTH-TRAY WAY-TL..."	CHANGE IN LOCATION SLOW			
154		10/20		53		ANT. M X TO TRASH CAN	PULL TO TRASH CAN			

**Q TRACK : MARISOL**  
 LIGHTING DESIGN: CORY EVAN FRANK

UNIVERSITY OF MARYLAND  
 DEPARTMENT OF THEATRE

5/3/08  
 16 OF 21

CUE	REL	TIME	WT	PG	SCENE	CALL	LOOK	SPOTLIGHTS		
								1	2	3
155	REL	30/30		53		M X TO CC	PULL TO M			
156		10		54		M "DEAR GOD, ALL-POWERFUL, ALL..."	CROWN AND M PUSH ONLY			
156.5		20/40	0	54		ANT. YW ENT.	YW LOOK	YW, L, N /C	YW, L, N /C	YW, L, N /C
157		20		54		M "WHO DO I HAVE TO BETRAY..."	SNOW LOOK			
158										
159		20/40		55		YW "OF COURSE YOU HAVE..."	YW SHIRT MOBE			
160		6/12		55		ANT. YW EXITS	LOCATION SHIFT	OUT	OUT	OUT
161		10/25	15	56		ANT. L ENT.	OPEN W/ LENNY (SIDEWAY ENTRANCE?)			
162		10/15		56		LINKED	CHANGE IN LOCAL			
163		15/25		57		ANT. LENNY SITTING IN UL CORNER	PULL TO UL			
164		10/25		58		ANT. L OR M STANDING OP "HERE ENT"	OPEN UP STAGE			
165		10		59		L "I SPOKE TO KAP A..."	PULL TO G			

CUE	RL	TIME	WT	PG	SCENE	CALL	LOOK	SPOTLIGHTS		
								1	2	3
166		20		60		M "NOW WHAT IS IT?"	RESTORE			
167		20:40		60		ANT. L SITTING AT HYDRANT	PULL TO HYDRANT			
168		15		60		M "ANGEL OF GOD PLEASE HELP..."	PUSH HYDRANT			
169		20		61		L "HEAD?"	PUSH LANE OVER GRATING			
170		15		61		L "OHON. THERE IS SOMETHING..."	PUSH BURIAL AREA			
171		10		61		JUST AFTER BABY IS BURIED	BURIAL DOWN, CROSSES UP			
172		10		61		L "EVERYBODY COMES TO THIS STREET..."	CROSSES PULL, PULL STAGE CENTERMAN			
173		7:12		62		ANT. HW ENT.	CHANGE TO HW LOOK BASE			
174		15:25		62		ANT. HW EXIT	RESTORE BURIAL LOOK			
175	RL	15		62		ANT. LAYING DOWN/SLEEPING	PULL TO THEM SLEEPING			

THEATRE  
 DEPARTMENT OF THEATRE

18 08 11  
 2/3/08

CUE	RI	TIME	WT	PG	SCENE	CALL	LOOK	SPOTLIGHTS		
								1	2	3
176		7		62		LINKED				
177										
178		8/12		63		AVT. SH ENT.	SH LOOK BASE - DEPTH DR OUTTER			
178.3		5/8				WALKS CLOSER TO STAGE				
178.5		8/20				SH ON STAGE				
179		20		63		SH WALKS M/L	INC. SH LOOK STAGE AREA			
180										
181		12/20		64		J "I STARTED OUT BURNING..."	BUILD TENSION, START TO LOOSE SH LOOK			
181.5		0	1	63		AVT. GARBAGE FIRE	GARBAGE FIRE EFFECT			
181.6		3	2			RESTORE				
182		25/35		64		J "ANGELS ARE FALLING OUT THE SKY..."	FUEL CHANGE TO JUNE LOOK			
183				65		AVT. JUNE COLLAPSES	PULL TO THRU AIR			
184				65		J "I CAN'T UNDERSTAND THESE..."	OPEN TIP STAGE			
185										

... : **MARISOL**  
 DIRECTOR: CORY RYAN FRANK

UNIVERSITY OF MARYLAND  
 DEPARTMENT OF THEATRE

5/3/08  
 19 OF 21

CUE	HL	TIME	WT	PG	SCENE	CALL	LOOK	SPOTLIGHTS
186	HL	15/20		66		ANT. WE ENTRANCE	CHANGE FOR THE WORSE w/ WE BASE	1 2 3
187		15		66		WE "SORRY MARISOL, WE DON'T NEED..."	PULL TO HER	
188		0	.5	66		ANT. GUN-CRACK	FLASH	
189		0		66		LINKED	BLACKOUT	HTS 8.5 CROSS W
190	HL	5/10		66			BLACKOUT	A 1/2,1.5
191		5/8		66		ACTORS SET	STYLIZED LOOK	
192		10		66		ANT. M LINES	MARISOL SPOTS	M.1/2.1 M.1/2.1
193		3/5		67		M "THOUSANDS OF YEARS..."	BLACK EXCEPT MARISOL	
194				67				
195		3/5		67		ANT. HW-ENTR.	OPEN UP FOR HW	
196				67		HW-ENTRS	BACK TO M w/ SOME STAGE	

**Q TRACK : MARISOL**  
 LIGHTING DESIGN: CORY RYAN FRANK

UNIVERSITY OF MARYLAND  
 DEPARTMENT OF THEATRE

5/3/08  
 20 OF 21

CUE	REL TIME	WT	PG	SCENE	CALL	LOOK	SPOTLIGHTS		
							1	2	3
197									
198	4	7	68		M "THE REBELS ADVANCE!"				FLY 10' MOON
199	4	8	68		LINKED				STARS APPEAR
200	8		68		LINKED				BUILD LOOK
201									
202									
203									
204									
205			68		LINKED				WHITE BUILD
206									
207			68		M "...WHAT HOPE..."				BLAST WHITE

ARTIST: MARISOL  
 ARTIST DESIGN: CORY RYAN FRANK

UNIVERSITY OF MARYLAND  
 DEPARTMENT OF THEATRE

5/3/08  
 21 OF 21

CUE	RL	TRNG	WT	PG	SCENE	CALL	LOOK	SPOTLIGHTS		
								1	2	3
207.5										
208	RL	4/6	5	68		LINKED				
208.3	RL	3/7								
208.5		4								
209										
210		3/5		68		CURTAIN CALL	CURTAIN CALL LOOK			
211		3/5		68		CURTAIN CALL OVER	POST-SET LOOK			
212		7		68		LINKED	HOUSE LIGHTS			
213										

**APPENDIX D: PRODUCTIN PHOTOS**



ACT II: Marisol's Monologue



ACT II: Lenny Gives Birth



ACT II: Burying Lenny's Baby



ACT II: Marisol, Lenny and June Re-unite



ACT II: Finale



ACT I: Woman Turned To Salt



ACT I: Marisol Sees Her Guardian Angel



ACT I: The Office



ACT I: June's Apt.



ACT I: June in the Street, Marisol in her Apartment



ACT II: Woman With Furs at the Top of the Act

## Bibliography

- Corbis online visual image database. <http://pro.corbis.com/>
- Crewdson, Gregory. *TWILIGHT*. New York: Abrams, 2002.
- Demos, TJ. *Vitamin PH: New Perspectives in Photography*. New York: Phaidon, 2006.
- Epstein, Mitch. *Mitch Epstein WORK*. Germany: Steidl Publishers, 2006.
- Ewing, William A., Nathalie Herschdorfer, Jean-Christophe Blaser. *reGeneration; 50 photographers of tomorrow*. London: Aperture, 2005.
- Fitch, Steve. *GONE; Photographs of Abandonment on the High Plains*. Albuquerque: University of New Mexico Press, 2003.
- Govan, Michael and Tiffany Bell. *Dan Flavin A Retrospective*. New Haven: Yale University Press, 2004.
- Knapp, Gottfried. *Angels, Archangels: and All the Company of Heaven*. New York: Prestel, 1995.
- Meyer, Pedro. *The Real and The True: The Digital Photography of Pedro Meyer*. Berkeley CA: New Riders, 2006.
- Moore, Andrew. *inside HAVANA; photographs by Andrew Moore*. San Francisco: Chronicle Books, 2002.
- Pauli, Lori, ed. *acting the part; PHOTOGRAPHY AS THEATRE*. New York: Merrell, 2006.
- Vergara, Camilo Jose. *American Ruins*. New York: The Monacelli Press, Inc., 1999.